



U.S. Department of Transportation
National Highway Traffic Safety
Administration



KEEPING KIDS SAFE

A parent's guide to protecting children in and around cars.

INSIDE THIS GUIDE:



New car safety
features to
protect children



Dangers to
kids in and
around vehicles



How to select and
install the right car
seat for your child

**NATIONAL HIGHWAY TRAFFIC SAFETY ADMINISTRATION
CHILD SAFETY PROGRAM**

On the Web:

www.nhtsa.gov/carseat

Follow Us:

Twitter: @NHTSAgov

Facebook: www.facebook.com/NHTSA

DOT Vehicle Safety Hotline:

888-327-4236

Mail:

NHTSA

Office of Communications

and Consumer Information

1200 New Jersey Avenue SE.

Washington, DC 20590



WHAT YOU'LL FIND INSIDE:

Better understand today's vehicle safety features, how to select and properly install car seats, and how to keep kids safe in and around vehicles. For additional information on child safety, visit www.nhtsa.gov/carseat.

CONTENTS

Car Safety Features That Help Protect Kids.....	2
Find the Right Car Seat.....	4
NHTSA Ease-of-Use Ratings.....	6
Tips For Installing a Car Seat Properly.....	8
Dangers In and Around Vehicles	9
Additional Resources	10

Did You Know?

- Vehicle crashes are one of the leading causes of death for children between 1 and 13 years old.
- Every 33 seconds in 2015, one child under the age of 13 was involved in a crash.
- Nearly 60 percent of car seats are installed or adjusted incorrectly.

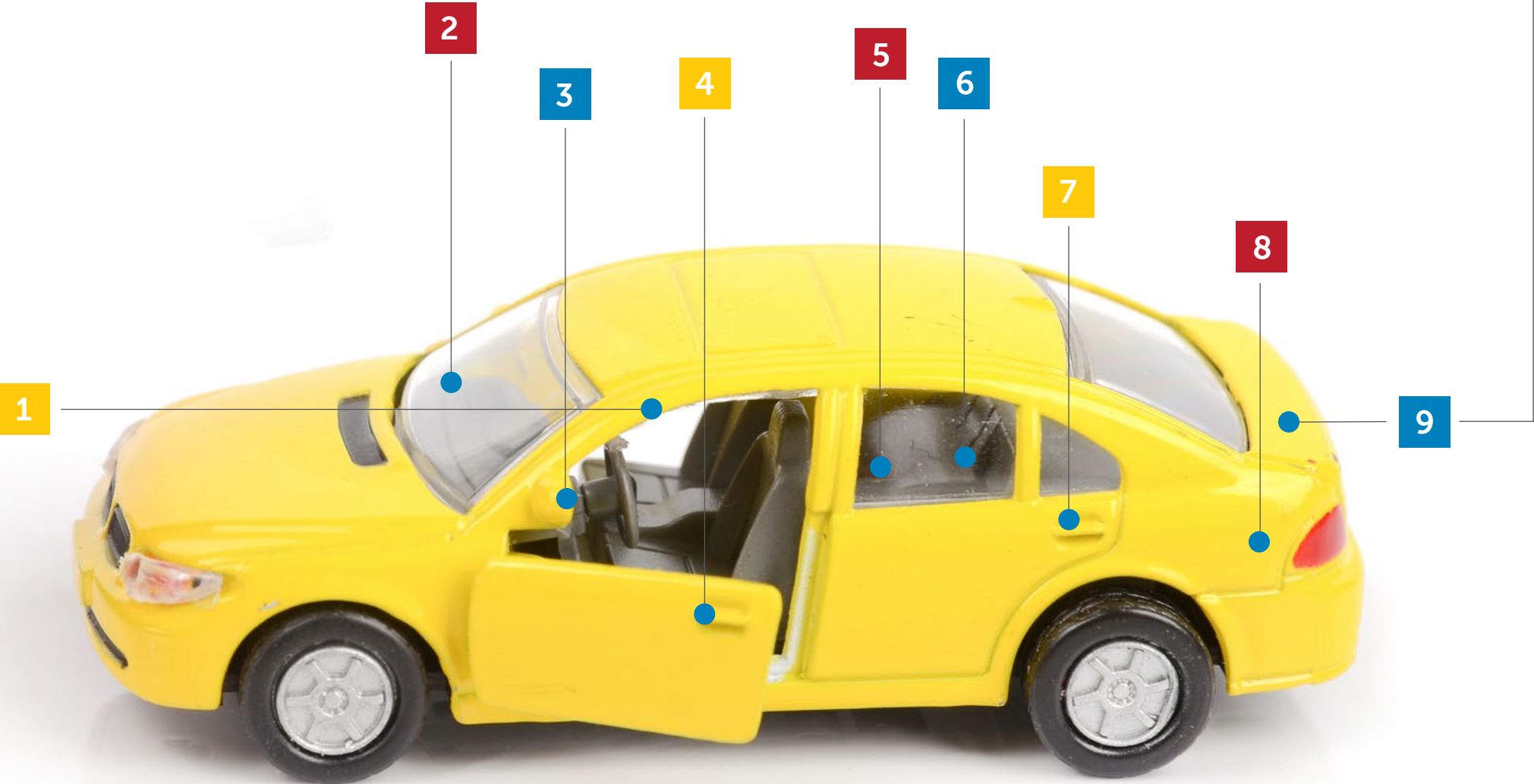
CAR SAFETY FEATURES THAT HELP PROTECT KIDS

Today's vehicles come with safety features that you should consider when buying a car. Your current vehicle may have some of these features already, so check your owner's manual or contact your car's manufacturer to find out more. And as always, more information on these and other car safety features can be found at www.nhtsa.gov/ratings.

EACH YEAR, BACKOVER CRASHES CAUSE:

210
DEATHS

15,000
INJURIES



1 Side impact air bags

Side impact air bags (SABs) protect passengers during side impact crashes. Because the SABs deploy quickly, children should not be allowed to lean against parts of the vehicle where side impact air bags are stored. Most vehicle manufacturers conduct “SAB Out-of-Position” tests to assess how SABs affect children and smaller adults. Check www.nhtsa.gov/ratings for more information.

2 Advanced frontal air bags

During a crash, frontal air bags prevent drivers and front seat passengers from hitting the steering wheel, dashboard, or windshield. New vehicles have advanced frontal air bags that use a combination of sensors to detect the severity of the crash, size of the passenger, use of the seat belt, and/or the positioning of the seat. If the crash is not severe or if the front seat passenger isn't heavy enough, the air bags may not deploy.

The safest place for children 12 and under is properly buckled in the back seat. If a child in a forward-facing seat must sit in the front seat because no other seat is available, the seat should be moved as far back from the air bag as possible, and the child should sit in a car seat that's appropriate for his or her size and age. Read your vehicle manufacturer's recommendations and instructions for additional information.

3 Rear seat belt warning systems

Rear seat belt warning systems tell the driver if children in the rear seat are wearing seat belts. This could be a visual warning symbol on the instrument panel or an audible chime. The system can also alert the driver if a rear seat passenger unfastens their seat belt at any point during the trip.

4 Automatic door locks

Automatic door locks help prevent the door from accidentally opening when your vehicle is moving, reduce the risk of falling out of a vehicle in a crash, and stop someone from forcing their way in if you're stopped in traffic. In vehicles with this safety feature, the door automatically locks when the car is put into gear or when it reaches a certain speed.

5 Anti-pinch/auto-reverse windows

Automatic reverse windows stop closing and reverse direction if the window senses something is in the way. This technology is also known as “pinch protection,” “anti-entrapment,” or “bounce back” windows. Children can be trapped by closing windows if they lean on or play with power window switches. Before driving away, make sure all children are clear from the windows and properly seated.

6 Seat belts and child safety seat lower anchors

Every car seat needs to be installed using either the lower anchors or the seat belt to secure it in place. If you choose to use a seat belt to install your car seat, check the vehicle owner's manual for instructions on how to properly lock the seat belt in place. For best protection, forward-facing car seats that provide a tether strap should always connect the tether strap to the tether anchor in the vehicle. Because every car seat and vehicle is different, it's important to follow all instructions carefully. For more information on how to install your car seat, visit: www.nhtsa.gov/carseat.

7 Child safety locks

Child safety locks allow the driver to control the rear door locks. When child safety locks are turned on, the rear doors cannot be opened from the inside.

8 Interior trunk release

To a child, the trunk of a vehicle can be the perfect place to hide and play. Teach children that the trunk is not a hiding spot, and always keep car keys out of reach. Almost all vehicles on the market today have an interior trunk release, so make sure your children know how to use it if they get stuck. If a child is missing, the trunk should be one of the first places you check.

9 Backup cameras

Backover crashes cause approximately 210 deaths and 15,000 injuries each year, but the good news is that backup cameras are now available and can help drivers see behind their vehicles while they're backing up. To prevent backover crashes, choose a vehicle with a backup camera feature, tell children not to play around vehicles, and check around and behind your vehicle before starting your car.

FIND THE RIGHT CAR SEAT

There are many car seat choices on the market. Use the information below to help you choose and install a car seat that best meets your child's needs. More information is available at www.nhtsa.gov/carseat.


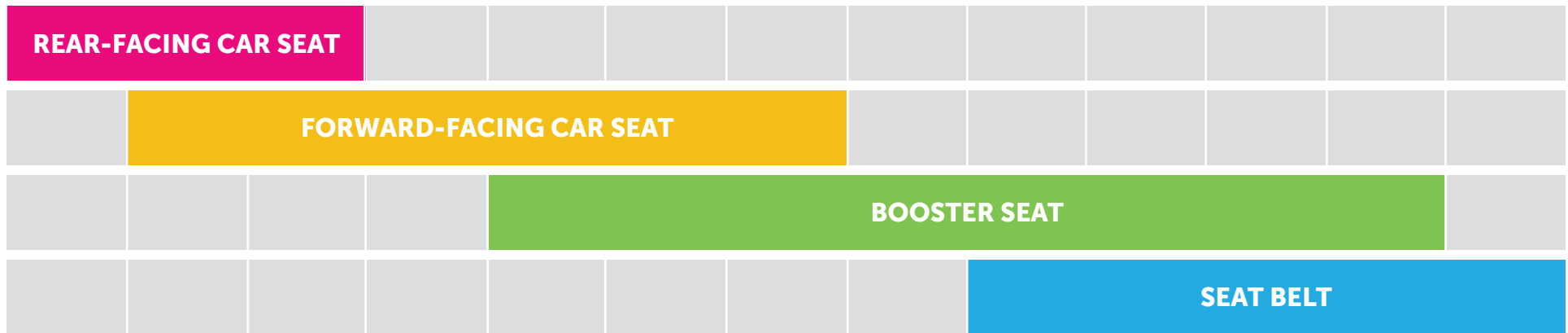
TYPES OF CAR SEATS

Children require rear- and forward-facing car seats and booster seats before they are ready to use an adult seat belt. The following chart will help you decide which car seat is best for your child. For more information, visit www.nhtsa.gov/carseat.



AGE (YEARS)

BIRTH 1 2 3 4 5 6 7 8 9 10 11 12 13+



	REAR-FACING CAR SEAT	FORWARD-FACING CAR SEAT	BOOSTER SEAT	SEAT BELT
BEST PRACTICES	Children under the age of 1 should always be in a rear-facing seat in the back seat. They should remain in a rear-facing seat until they reach the top height or weight limits listed on the seat.	Children should remain in a rear-facing seat until they reach the top height or weight limits listed on the seat. Only then should a child move into a forward-facing seat with a harness that is installed in the back seat using the seat belt or lower anchors and the tether.	Children should remain in a forward-facing seat with a harness until they reach the top height or weight limits listed on the seat. Only then should a child move into a booster seat placed in the back seat.	Keep children in a booster seat for as long as possible until a seat belt fits them properly. Children are generally ready to use a seat belt when 1) they can keep their back against the vehicle seat without slouching; 2) their knees bend over the edge of the seat; and 3) they can keep their feet flat on the vehicle floor. To fit a seat belt properly, the lap belt must lie snugly across the upper thighs, not the stomach. The shoulder belt should lie snugly across the shoulder and chest, not across the neck or face. Seat belt fit may vary depending on the vehicle model and where your child sits in the vehicle.
TYPES OF CAR SEAT	<p>Infant-only seat (rear-facing only): Designed for newborns and infants, the infant-only seat is a small, portable, rear-facing seat.</p> <p>Convertible seat: As a child grows, this seat can convert from a rear-facing to a forward-facing seat. Because it fits children of various sizes, it allows for children to stay in a rear-facing position longer.</p> <p>All-in-one seat: This seat can change from a rear-facing seat to a forward-facing seat to a booster seat as a child grows. This type of seat is called by other names, including a 3-in-1, so you should carefully read the manufacturer's description to see when it's time for your child to switch.</p>	<p>Forward-facing-only seat: Equipped with a harness and tether and designed to be used forward-facing only.</p> <p>Convertible seat: See description in the previous column.</p> <p>Combination seat: As a child grows, this seat transitions from a forward-facing seat with a harness into a booster.</p> <p>All-in-one seat: See description in the previous column.</p>	<p>Booster seat with back: A booster seat is designed to boost the child's height so the seat belt fits properly. This type of booster provides neck and head support and is ideal for vehicles that don't have head rests or high seat backs.</p> <p>Backless booster seat: A backless booster seat is designed to boost the child's height so the seat belt fits properly. It does not provide head and neck support. It is only for vehicles that already have head restraints.</p> <p>Combination seat: See description in the previous column.</p> <p>All-in-one seat: See description in the rear-facing car seat column.</p>	<p>Seat belt: Seat belts come standard in all vehicles. Make sure that the belt fits properly on your child (see the tips provided above).</p>
HOW IT WORKS	In a crash, a rear-facing car seat helps to decrease the risk of injuries because it protects the head, neck and spine by distributing the force of a crash over the entire body. Small children have fragile necks and spinal cords, and a rear-facing seat reduces the amount of stress on these critical areas.	During a crash, the harness distributes the forces of the crash across the child's body and keeps the child in the seat. The tether limits the child's forward head movement.	A booster seat positions the seat belt so that it fits properly over the strongest parts of a child's body. This can help reduce injury during a crash.	A seat belt restrains a grown child or adult in the event of a crash to help prevent injury. The seat belt is placed over the strongest parts of the body.

CAR SEATS: Before you start

The car seat manual, as well as the vehicle owner's manual, will provide you with the best guidance for installing a car seat. Keep these tips in mind before buying a car seat:

- **Find a car seat that fits your child.** As children grow, the car seat position changes from rear-facing to forward-facing. Make sure your car seat fits your child's current size and age.
- **Make sure that the car seat is the right fit for your vehicle.** Not all car seats fit in all vehicles. Try to install the car seat you plan to buy to make sure it's suitable. It can be difficult to install a car seat in pickup trucks, two-door vehicles or in vehicles with small rear seats, deep bucket seats, split bench seats or forward-anchored belts.
- **Buy a car seat that you can install and use correctly every time.**

NHTSA EASE-OF-USE RATINGS

Ease-of-Use Ratings will help you evaluate car seats before you buy one. NHTSA uses a 5-Star Ratings System—with five being the highest—to evaluate how easy certain car seat features are to use in four basic categories:

■ **Evaluation of Instructions**

Is the instruction manual user-friendly and understandable?

■ **Vehicle Installation Features**

Are the car seat features easy to install?

■ **Evaluation of Labels**

Are the labels on the car seat simple to understand?

■ **Securing the Child**

Do the car seat features make it easy to correctly secure a child in the seat?



Each of the four categories above are evaluated using a 5-Star rating system:

★ ★ ★ ★ ★ Excellent features

★ ★ ★ ★ ☆ Above-average features


★ ★ ★ ☆ ☆ Average features

★ ★ ☆ ☆ ☆ Below-average features

★ ☆ ☆ ☆ ☆ Poor features

N/A Does not contain any features that require a rating

As a reminder, all car seats meet strict Federal safety performance standards and are available for vehicles of all sizes. For more information, visit www.nhtsa.gov/carseat to find updated ratings for car seats and booster seats.



KEEP IN MIND:

Cars can be dangerous places for kids

Even with new safety features that can keep children safe, there are still hazards to look for. Talk to your kids about the potential dangers of playing around vehicles, and watch them closely when they're around vehicles. Common dangers that you should be especially aware of are:

HEATSTROKE

Heatstroke is one of the leading causes of vehicle-related deaths for children under the age of 14. Cars can heat up very quickly in almost all weather conditions. You should never leave a child unattended in a car no matter how short the stop, or what the weather is, even if the windows are cracked. Also, be sure to lock your vehicle's doors at all times when it's not in use. Put the keys in a place where children can't get to them. Children who enter vehicles on their own with no adult supervision can be killed or injured.

ROLLAWAY

Leaving a child unattended in a vehicle with the keys in the ignition is never safe. Unattended children can accidentally cause the vehicle to roll—or even drive—away, especially if the engine is running.

SEAT BELT ENTANGLEMENT

Children can get bored during car trips and may play with the seat belt—sometimes pulling the seat belt all the way out, locking the retractor, and accidentally wrapping it around their head and neck. Be sure to explain to them that seat belts are not toys. Any seat belts you don't use should be buckled and locked to prevent getting caught, and make sure your child is properly secured.

For more information about the potential dangers of playing around vehicles, visit www.nhtsa.gov/road-safety/child-safety.



TIPS FOR INSTALLING A CAR SEAT

If a car seat is not installed correctly, your child's safety could be compromised. Every car seat has different installation instructions, but here are a few things to keep in mind when installing a car seat. For more information and how-to videos, visit www.nhtsa.gov/carseat.

INSTALLING A CAR SEAT:

- 1 Read the car seat instruction manual and the section of your vehicle's owner's manual on car seat installation. Every car seat needs to be installed using either the lower anchors on the car seat or the seat belt to secure it in place. If you choose to use a seat belt to install your car seat, make sure you follow the instructions in your vehicle owner's manual so that you lock the seat belt. Because every car seat and vehicle is different, it's important to follow all instructions carefully.
- 2 Place the car seat in the back seat of your vehicle and follow the manufacturer's installation directions.
- 3 The car seat must be secured tightly. It should not move side-to-side or front-to-back more than one inch if you pull on the belt path. If it is a forward-facing seat and has a tether strap, connect it to the tether anchor and tighten. This step is very important as it limits forward head movement in a crash.
- 4 If it is a rear-facing seat, make sure the car seat is installed at the correct angle. Most car seats have built-in angle indicators or adjusters that help with this step.

If you have questions, trained professionals can help you. Many local fire and police stations offer free seat checks. Find the closest trained inspector at www.nhtsa.gov/carseatinspection or call the Department of Transportation Vehicle Safety Hotline at 888-327-4236. For how-to videos visit www.nhtsa.gov/carseat.

FITTING YOUR CHILD CORRECTLY IN A CAR SEAT:

- 1 Properly position the car seat harness straps on your child.
 - **Rear-facing**—The car seat harness straps should lie flat, not twisted, and be placed through the slots that are at or **below** your child's shoulders.
 - **Forward-facing**—The car seat harness straps should lie flat, not twisted, and be placed through the slots that are at or **above** your child's shoulders.
- 2 Buckle the harness and the chest clip and tighten. You'll know the harness is snug enough when extra material cannot be pinched at the shoulder.
- 3 Make sure the chest clip is at armpit level.

REGISTERING YOUR CAR SEAT:

You may not realize it, but child safety seats can be recalled, just like a car. Be sure to register your car seat at www.nhtsa.gov/carseat or by visiting the manufacturer's website. Registering makes it easy for manufacturers to contact you if they discover a safety defect and need to issue a recall. Although recalls are rare, if your car seat manufacturer issues one, they'll fix the problem for free. If you suspect your car seat has a safety defect, report it at www.nhtsa.gov/recalls.



Always remember

- Use a car seat, booster seat, or seat belt for every trip—even when you're just going down the street.
- Select a car seat based on your child's age and size, and always follow the manufacturer's directions.
- Make sure your car seat is compatible with your vehicle by checking the car seat manufacturer's instructions.
- Keep kids in the back seat at least through age 12.

ADDITIONAL RESOURCES

More information on child safety and car seats can be found on the following NHTSA websites:

Child Safety

www.nhtsa.gov/road-safety/child-safety

Car Seat Ease-of-Use Ratings System

www.nhtsa.gov/carseat

Find Your Local Certified Safety Seat Technician

www.nhtsa.gov/carseatinspection

Spanish Resources

www.nhtsa.gov/protegidos



Vehicle Safety Features

Model Year 2017

Model	Drive Train	Body Style	Seat Locations	Lower Anchor and Tether Anchor Locations	SAB Type - Head	Head SAB Seat Position(s)	SAB Type	SAB Seat Position(s)	Other SAB Type - If Applicable	SAB Seat Position(s)	Side Air Bag Out of Position (OOP) Tests	Head Restraints Locations	Dynamic Head Restraints Locations	Power Windows w/ Automatic Reversal (ARS)
ACURA														
ILX	FWD	4 DR	1,3,4,5,6	4,6	Curtain	1,3,4,6	Torso/Pelvis	1,3			Yes	1,3,4,5,6		1,3,R
MDX	AWD	SUV	1,3,4,6,7,9 or 1,3,4,5,6,7,9	4,5,6	Curtain	1,3,4,6,7,9	Torso/Pelvis	1,3			Yes	1,3,4,5,6,7,9		1,3,4,6,R
MDX	FWD	SUV	1,3,4,6,7,9 or 1,3,4,5,6,7,9	4,5,6	Curtain	1,3,4,6,7,9	Torso/Pelvis	1,3			Yes	1,3,4,5,6,7,9		1,3,4,6,R
MDX SPORT HYBRID	AWD	SUV	1,3,4,6,7,9 or 1,3,4,5,6,7,9	4,5,6	Curtain	1,3,4,6,7,9	Torso/Pelvis	1,3			Yes	1,3,4,5,6,7,9		1,3,4,6,R
NSX	AWD	2 DR	1,3		Curtain	1,3	Torso/Pelvis	1,3			Yes	1,3		1,3
RDX	AWD	SUV	1,3,4,5,6	4,6	Curtain	1,3,4,6	Torso/Pelvis	1,3			Yes	1,3,4,5,6		1,3,R
RDX	FWD	SUV	1,3,4,5,6	4,6	Curtain	1,3,4,6	Torso/Pelvis	1,3			Yes	1,3,4,5,6		1,3,R
RLX	FWD	4 DR	1,3,4,5,6	4,6	Curtain	1,3,4,6	Torso/Pelvis	1,3			Yes	1,3,4,5,6		1,3,4,6,R
RLX SPORT HYBRID	AWD	4 DR	1,3,4,5,6	4,6	Curtain	1,3,4,6	Torso/Pelvis	1,3			Yes	1,3,4,5,6		1,3,4,6,R
TLX	AWD	4 DR	1,3,4,5,6	4,6	Curtain	1,3,4,6	Torso/Pelvis	1,3			Yes	1,3,4,5,6		1,3,4,6,R
TLX	FWD	4 DR	1,3,4,5,6	4,6	Curtain	1,3,4,6	Torso/Pelvis	1,3			Yes	1,3,4,5,6		1,3,4,6,R



Vehicle Safety Features

Model Year 2017

Model	Drive Train	Body Style	Seat Locations	Lower Anchor and Tether Anchor Locations	SAB Type - Head	Head SAB Seat Position(s)	SAB Type	SAB Seat Position(s)	Other SAB Type - If Applicable	SAB Seat Position(s)	Side Air Bag Out of Position (OOP) Tests	Head Restraints Locations	Dynamic Head Restraints Locations	Power Windows w/ Automatic Reversal (ARS)
ALFA														
4C	2WD	2 DR	1,3		Head/Torso	1,3					Yes	1,3		
4C SPIDER	2WD	C	1,3		Head/Torso	1,3					Yes	1,3		
AUDI														
A3	AWD	4 DR	1,3,4,5,6	4,6	Curtain	1,3,4,6	Torso/Pelvis	1,3,4,6			Yes	1,3,4,5,6		1,3,4,6
A3	FWD	4 DR	1,3,4,5,6	4,6	Curtain	1,3,4,6	Torso/Pelvis	1,3,4,6			Yes	1,3,4,5,6		1,3,4,6
A3	AWD	C	1,3,4,6	4,6	Head/Torso	1,3					Yes	1,3,4,6		1,3,4,6
A3	FWD	C	1,3,4,6	4,6	Head/Torso	1,3					Yes	1,3,4,6		1,3,4,6
A3 SPORTBACK E-TRON	FWD	5 HB	1,3,4,5,6	4,6	Curtain	1,3,4,6	Torso/Pelvis	1,3,4,6			Yes	1,3,4,5,6		1,3,4,6,R
A4	AWD	4 DR	1,3,4,5,6	4,6	Curtain	1,3,4,6	Torso/Pelvis	1,3,4,6			Yes	1,3,4,5,6		1,3,4,6,R
A4	FWD	4 DR	1,3,4,5,6	4,6	Curtain	1,3,4,6	Torso/Pelvis	1,3,4,6			Yes	1,3,4,5,6		1,3,4,6,R
A5	AWD	2 DR	1,3,4,6	4,6	Curtain	1,3,4,6	Torso/Pelvis	1,3			Yes	1,3,4,6		1,3,R



Vehicle Safety Features

Model Year 2017

Model	Drive Train	Body Style	Seat Locations	Lower Anchor and Tether Anchor Locations	SAB Type - Head	Head SAB Seat Position(s)	SAB Type	SAB Seat Position(s)	Other SAB Type - If Applicable	SAB Seat Position(s)	Side Air Bag Out of Position (OOP) Tests	Head Restraints Locations	Dynamic Head Restraints Locations	Power Windows w/ Automatic Reversal (ARS)
AUDI (continued)														
A5	AWD	C	1,3,4,6		Head/Torso	1,3					Yes	1,3,4,6		1,3,4,6
A6	AWD	4 DR	1,3,4,5,6	4,6	Curtain	1,3,4,6	Torso/Pelvis	1,3,4,6			Yes	1,3,4,5,6		1,3,4,6,R
A6	FWD	4 DR	1,3,4,5,6	4,6	Curtain	1,3,4,6	Torso/Pelvis	1,3,4,6			Yes	1,3,4,5,6		1,3,4,6,R
A7	AWD	4 DR	1,3,4(5),6	4,6	Curtain	1,3,4,6	Torso/Pelvis	1,3,4,6			Yes	1,3,4(5),6		1,3,4,6,R
A8 LWB	AWD	4 DR	1,3,4(5)6	4,6	Curtain	1,3,4,6	Torso/Pelvis	1,3,4,6			Yes	1,3,4(5),6	1,3	1,3,4,6,R
ALLROAD	AWD	SW	1,3,4,5,6	4,6	Curtain	1,3,4,6	Torso/Pelvis	1,3,4,6			Yes	1,3,4,5,6		1,3,4,6,R
Q3	AWD	SUV	1,3,4,5,6	4,6	Curtain	1,3,4,6	Torso/Pelvis	1,3			Yes	1,3,4,5,6		1,3,4,6,R
Q3	FWD	SUV	1,3,4,5,6	4,6	Curtain	1,3,4,6	Torso/Pelvis	1,3			Yes	1,3,4,5,6		1,3,4,6,R
Q5	AWD	SUV	1,3,4,5,6	4,6	Curtain	1,3,4,6	Torso/Pelvis	1,3,4,6			Yes	1,3,4,5,6		1,3,4,6,R
Q7	AWD	SUV	1,3,4,5,6,7,9	4,5,6,7,9	Curtain	1,3,4,5,6,7,9	Torso/Pelvis	1,3,4,6			Yes	1,3,4,5,6,7,9		1,3,4,6,R
R8	AWD	2 DR	1,3		Curtain	1,3	Torso/Pelvis	1,3			Yes	1,3		1,3



Vehicle Safety Features

Model Year 2017

Model	Drive Train	Body Style	Seat Locations	Lower Anchor and Tether Anchor Locations	SAB Type - Head	Head SAB Seat Position(s)	SAB Type	SAB Seat Position(s)	Other SAB Type - If Applicable	SAB Seat Position(s)	Side Air Bag Out of Position (OOP) Tests	Head Restraints Locations	Dynamic Head Restraints Locations	Power Windows w/ Automatic Reversal (ARS)
AUDI (continued)														
RS7	AWD	4 DR	1,3,4,6	4,6	Curtain	1,3,4,6	Torso/Pelvis	1,3,4,6			Yes	1,3,4,6		1,3,4,6,R
S3	AWD	4 DR	1,3,4,5,6	4,6	Curtain	1,3,4,6	Torso/Pelvis	1,3,4,6			Yes	1,3,4,5,6		1,3,4,6,R
S5	AWD	2 DR	1,3,4,6	4,6	Curtain	1,3,4,6	Torso/Pelvis	1,3			Yes	1,3,4,6		1,3,R
S5	AWD	C	1,3,4,6		Head/Torso	1,3					Yes	1,3,4,6		1,3,4,6
S6	AWD	4 DR	1,3,4,5,6	4,6	Curtain	1,3,4,6	Torso/Pelvis	1,3,4,6			Yes	1,3,4,5,6		1,3,4,6,R
S7	AWD	4 DR	1,3,4,6	4,6	Curtain	1,3,4,6	Torso/Pelvis	1,3,4,6			Yes	1,3,4,6		1,3,4,6,R
S8	AWD	4 DR	1,3,4,5,6	4,6	Curtain	1,3,4,6	Torso/Pelvis	1,3,4,6			Yes	1,3,4,5,6	1,3	1,3,4,6,R
SQ5	AWD	SUV	1,3,4,5,6	4,6	Curtain	1,3,4,6	Torso/Pelvis	1,3,4,6			Yes	1,3,4,5,6		1,3,4,6,R
TT	AWD	2 DR	1,3,4,6	4,6	Curtain	1,3	Torso/Pelvis	1,3			Yes	1,3		1,3
TT	AWD	C	1,3		Head/Torso	1,3					Yes	1,3		1,3
TTS	AWD	2 DR	1,3,4,6	4,6	Curtain	1,3	Torso/Pelvis	1,3			Yes	1,3		1,3



Vehicle Safety Features

Model Year 2017

Model	Drive Train	Body Style	Seat Locations	Lower Anchor and Tether Anchor Locations	SAB Type - Head	Head SAB Seat Position(s)	SAB Type	SAB Seat Position(s)	Other SAB Type - If Applicable	SAB Seat Position(s)	Side Air Bag Out of Position (OOP) Tests	Head Restraints Locations	Dynamic Head Restraints Locations	Power Windows w/ Automatic Reversal (ARS)
BENTLEY														
BENTAYGA	AWD	2 DR	1,3,4,(5),6	4,6	Curtain	1,3,4,6	Torso/ Pelvis	1,3,4,6			Yes	1,3,4,(5),6		1,3,4,6,R
CONTINENTAL GT	AWD	2 DR	1,3,4,6	4,6	Head/ Torso	1,3,4,6					Yes	1,3,4,6		1,3,4,6
CONTINENTAL GT	AWD	C	1,3,4,6		Head/ Torso	1,3					Yes	1,3,4,6		1,3,4,6
CONTINENTAL GT SPEED	AWD	2 DR	1,3,4,6	4,6	Head/ Torso	1,3,4,6					Yes	1,3,4,6		1,3,4,6
CONTINENTAL GT SPEED	AWD	C	1,3,4,6		Head/ Torso	1,3					Yes	1,3,4,6		1,3,4,6
CONTINENTAL GT V8	AWD	2 DR	1,3,4,6	4,6	Head/ Torso	1,3,4,6					Yes	1,3,4,6		1,3,4,6
CONTINENTAL GT V8	AWD	C	1,3,4,6		Head/ Torso	1,3					Yes	1,3,4,6		1,3,4,6
CONTINENTAL GT V8 S	AWD	2 DR	1,3,4,6	4,6	Head/ Torso	1,3,4,6					Yes	1,3,4,6		1,3,4,6
CONTINENTAL GT V8 S	AWD	C	1,3,4,6		Head/ Torso	1,3					Yes	1,3,4,6		1,3,4,6
FLYING SPUR V8	AWD	4 DR	1,3,4(5)6	4,6	Curtain	1,3,4,6	Torso/ Pelvis	1,3,4,6			Yes	1,3,4,6		1,3,4,6,R
FLYING SPUR V8 S	AWD	4 DR	1,3,4(5)6	4,6	Curtain	1,3,4,6	Torso/ Pelvis	1,3,4,6			Yes	1,3,4,6		1,3,4,6,R



Vehicle Safety Features

Model Year 2017

Model	Drive Train	Body Style	Seat Locations	Lower Anchor and Tether Anchor Locations	SAB Type - Head	Head SAB Seat Position(s)	SAB Type	SAB Seat Position(s)	Other SAB Type - If Applicable	SAB Seat Position(s)	Side Air Bag Out of Position (OOP) Tests	Head Restraints Locations	Dynamic Head Restraints Locations	Power Windows w/ Automatic Reversal (ARS)
BENTLEY (continued)														
FLYING SPUR W12	AWD	4 DR	1,3,4(5)6	4,6	Curtain	1,3,4,6	Torso/Pelvis	1,3,4,6			Yes	1,3,4,6		1,3,4,6,R
FLYING SPUR W12 S	AWD	4 DR	1,3,4(5)6	4,6	Curtain	1,3,4,6	Torso/Pelvis	1,3,4,6			Yes	1,3,4,6		1,3,4,6,R
MULSANNE	RWD	4 DR	1,3,4,5,6	4,6	Curtain	1,3,4,6	Torso/Pelvis	1,3,4,6			Yes	1,3,4,6		1,3,4,6,R
MULSANNE EXTENDED	RWD	4 DR	1,3,4,6	4,6	Head/Torso	1,3,4,6					Yes	1,3,4,6		1,3,4,6,R
MULSANNE SPEED	RWD	4 DR	1,3,4,5,6	4,6	Curtain	1,3,4,6	Torso/Pelvis	1,3,4,6			Yes	1,3,4,6		1,3,4,6,R
BMW														
2 SERIES	AWD	2 DR	1,3,4,6	4,6	Curtain	1,3,4,6	Torso	1,3			Yes	1,3,4,6		1,3,R
2 SERIES	RWD	2 DR	1,3,4,6	4,6	Curtain	1,3,4,6	Torso	1,3			Yes	1,3,4,6		1,3,R
2 SERIES	AWD	C	1,3,4,6		Head/Torso	1,3					Yes	1,3,4,6		1,3,R
2 SERIES	RWD	C	1,3,4,6		Head/Torso	1,3					Yes	1,3,4,6		1,3,R
3 SERIES	AWD	4 DR	1,3,4,5,6	4,6	Curtain	1,3,4,6	Torso	1,3			Yes	1,3,4,5,6		1,3,4,6,R



Vehicle Safety Features

Model Year 2017

Model	Drive Train	Body Style	Seat Locations	Lower Anchor and Tether Anchor Locations	SAB Type - Head	Head SAB Seat Position(s)	SAB Type	SAB Seat Position(s)	Other SAB Type - If Applicable	SAB Seat Position(s)	Side Air Bag Out of Position (OOP) Tests	Head Restraints Locations	Dynamic Head Restraints Locations	Power Windows w/ Automatic Reversal (ARS)
BMW (continued)														
3 SERIES	RWD	4 DR	1,3,4,5,6	4,6	Curtain	1,3,4,6	Torso	1,3			Yes	1,3,4,5,6		1,3,4,6,R
3 SERIES	AWD	SW	1,3,4,5,6	4,6	Curtain	1,3,4,6	Torso	1,3			Yes	1,3,4,5,6		1,3,4,6,R
3 SERIES GT	AWD	5 HB	1,3,4,5,6	4,6	Curtain	1,3,4,6	Torso	1,3			Yes	1,3,4,5,6		1,3,4,6,R
3 SERIES PHEV	RWD	4 DR	1,3,4,5,6	4,6	Curtain	1,3,4,6	Torso	1,3			Yes	1,3,4,5,6		1,3,4,6,R
4 SERIES	AWD	2 DR	1,3,4,6	4,6	Curtain	1,3,4,6	Torso	1,3			Yes	1,3,4,6		1,3,R
4 SERIES	RWD	2 DR	1,3,4,6	4,6	Curtain	1,3,4,6	Torso	1,3			Yes	1,3,4,6		1,3,R
4 SERIES	AWD	4 DR	1,3,4,5,6	4,6	Curtain	1,3,4,6	Torso	1,3			Yes	1,3,4,6		1,3,4,6,R
4 SERIES	RWD	4 DR	1,3,4,5,6	4,6	Curtain	1,3,4,6	Torso	1,3			Yes	1,3,4,6		1,3,4,6,R
4 SERIES	AWD	C	1,3,4,6		Head/Torso	1,3					Yes	1,3,4,6		1,3,R
4 SERIES	RWD	C	1,3,4,6		Head/Torso	1,3					Yes	1,3,4,6		1,3,R
5 SERIES GT	AWD	5 HB	1,3,4,5,6	4,6	Curtain	1,3,4,6	Torso	1,3			Yes	1,3,4,5,6	1,3	1,3,4,6,R



Vehicle Safety Features

Model Year 2017

Model	Drive Train	Body Style	Seat Locations	Lower Anchor and Tether Anchor Locations	SAB Type - Head	Head SAB Seat Position(s)	SAB Type	SAB Seat Position(s)	Other SAB Type - If Applicable	SAB Seat Position(s)	Side Air Bag Out of Position (OOP) Tests	Head Restraints Locations	Dynamic Head Restraints Locations	Power Windows w/ Automatic Reversal (ARS)
BMW (continued)														
5 SERIES GT	RWD	5 HB	1,3,4,5,6	4,6	Curtain	1,3,4,6	Torso	1,3			Yes	1,3,4,5,6	1,3	1,3,4,6,R
6 SERIES	AWD	2 DR	1,3,4,6	4,6	Curtain	1,3,4,6	Torso	1,3			Yes	1,3,4,6	1,3	1,3,R
6 SERIES	RWD	2 DR	1,3,4,6	4,6	Curtain	1,3,4,6	Torso	1,3			Yes	1,3,4,6	1,3	1,3,R
6 SERIES	AWD	4 DR	1,3,4,5,6	4,6	Curtain	1,3,4,6	Torso	1,3			Yes	1,3,4,5,6	1,3	1,3,4,6,R
6 SERIES	RWD	4 DR	1,3,4,5,6	4,6	Curtain	1,3,4,6	Torso	1,3			Yes	1,3,4,5,6	1,3	1,3,4,6,R
6 SERIES	AWD	C	1,3,4,6		Head/ Torso	1,3					Yes	1,3,4,6	1,3	1,3,R
6 SERIES	RWD	C	1,3,4,6		Head/ Torso	1,3					Yes	1,3,4,6	1,3	1,3,R
7 SERIES	AWD	4 DR	1,3,4,5,6	4,6	Curtain	1,3,4,6	Torso	1,3			Yes	1,3,4,5,6	1,3	1,3,4,6,R
7 SERIES	RWD	4 DR	1,3,4,5,6	4,6	Curtain	1,3,4,6	Torso	1,3			Yes	1,3,4,5,6	1,3	1,3,4,6,R
7 SERIES PHEV	AWD	4 DR	1,3,4,5,6	4,6	Curtain	1,3,4,6	Torso	1,3			Yes	1,3,4,5,6	1,3	1,3,4,6,R
ALPINA B6	AWD	4 DR	1,3,4,5,6	4,6	Curtain	1,3,4,6	Torso	1,3			Yes	1,3,4,5,6	1,3	1,3,4,6,R



Vehicle Safety Features

Model Year 2017

Model	Drive Train	Body Style	Seat Locations	Lower Anchor and Tether Anchor Locations	SAB Type - Head	Head SAB Seat Position(s)	SAB Type	SAB Seat Position(s)	Other SAB Type - If Applicable	SAB Seat Position(s)	Side Air Bag Out of Position (OOP) Tests	Head Restraints Locations	Dynamic Head Restraints Locations	Power Windows w/ Automatic Reversal (ARS)
BMW (continued)														
ALPINA B7	AWD	4 DR	1,3,4,5,6	4,6	Curtain	1,3,4,6	Torso	1,3				1,3,4,5,6	1,3	1,3,4,6,R
I3	RWD	5 HB	1,3,4,6	4,6	Curtain	1,3,4,6	Torso	1,3			Yes	1,3,4,6		1,3
I3 PHEV	RWD	5 HB	1,3,4,6	4,6	Curtain	1,3,4,6	Torso	1,3			Yes	1,3,4,6		1,3
I8 PHEV	AWD	2 DR	1,3,4,6	4,6	Curtain	1,3,4,6	Torso	1,3			Yes	1,3		1,3
M2	RWD	2 DR	1,3,4,6	4,6	Curtain	1,3,4,6	Torso	1,3			Yes	1,3,4,6		1,3,R
M3	RWD	4 DR	1,3,4,5,6	4,6	Curtain	1,3,4,6	Torso	1,3			Yes	1,3,4,5,6		1,3,4,6,R
M4	RWD	2 DR	1,3,4,6	4,6	Curtain	1,3,4,6	Torso	1,3			Yes	1,3,4,6		1,3,R
M4	RWD	C	1,3,4,6		Head/Torso	1,3					Yes	1,3,4,6		1,3,R
M6	RWD	2 DR	1,3,4,6	4,6	Curtain	1,3,4,6	Torso	1,3			Yes	1,3,4,6	1,3	1,3,R
M6	RWD	4 DR	1,3,4,5,6	4,6	Curtain	1,3,4,6	Torso	1,3			Yes	1,3,4,5,6	1,3	1,3,4,6,R
M6	RWD	C	1,3,4,6		Head/Torso	1,3					Yes	1,3,4,6	1,3	1,3,R



Vehicle Safety Features

Model Year 2017

Model	Drive Train	Body Style	Seat Locations	Lower Anchor and Tether Anchor Locations	SAB Type - Head	Head SAB Seat Position(s)	SAB Type	SAB Seat Position(s)	Other SAB Type - If Applicable	SAB Seat Position(s)	Side Air Bag Out of Position (OOP) Tests	Head Restraints Locations	Dynamic Head Restraints Locations	Power Windows w/ Automatic Reversal (ARS)
BMW (continued)														
X1	AWD	SUV	1,3,4,5,6	4,6	Curtain	1,3,4,6	Torso	1,3			Yes	1,3,4,5,6		1,3,4,6,R
X1	RWD	SUV	1,3,4,5,6	4,6	Curtain	1,3,4,6	Torso	1,3			Yes	1,3,4,5,6		1,3,4,6,R
X3	AWD	SUV	1,3,4,5,6	4,6	Curtain	1,3,4,6	Torso	1,3			Yes	1,3,4,5,6	1,3	1,3,4,6,R
X3	RWD	SUV	1,3,4,5,6	4,6	Curtain	1,3,4,6	Torso	1,3			Yes	1,3,4,5,6	1,3	1,3,4,6,R
X4	AWD	SUV	1,3,4,5,6	4,6	Curtain	1,3,4,6	Torso	1,3			Yes	1,3,4,5,6	1,3	1,3,4,6,R
X5	AWD	SUV	1,3,4,5,6 or 1,3,4,5,6,7,9	4,6	Curtain	1,3,4,6	Torso	1,3			Yes	1,3,4,5,6	1,3	1,3,4,6,R
X5	RWD	SUV	1,3,4,5,6 or 1,3,4,5,6,7,9	4,6	Curtain	1,3,4,6	Torso	1,3			Yes	1,3,4,5,6	1,3	1,3,4,6,R
X5 M	AWD	SUV	1,3,4,5,6	4,6	Curtain	1,3,4,6	Torso	1,3			Yes	1,3,4,5,6		1,3,4,6,R
X5 PHEV	AWD	SUV	1,3,4,5,6	4,6	Curtain	1,3,4,6	Torso	1,3			Yes	1,3,4,5,6	1,3	1,3,4,6,R
X6	AWD	SUV	1,3,4,5,6	4,6	Curtain	1,3,4,6	Torso	1,3			Yes	1,3,4,5,6	1,3	1,3,4,6,R
X6	FWD	SUV	1,3,4,5,6	4,6	Curtain	1,3,4,6	Torso	1,3			Yes	1,3,4,5,6	1,3	1,3,4,6,R
X6 M	FWD	SUV	1,3,4,5,6	4,6	Curtain	1,3,4,6	Torso	1,3			Yes	1,3,4,5,6		1,3,4,6,R



Vehicle Safety Features

Model Year 2017

Model	Drive Train	Body Style	Seat Locations	Lower Anchor and Tether Anchor Locations	SAB Type - Head	Head SAB Seat Position(s)	SAB Type	SAB Seat Position(s)	Other SAB Type - If Applicable	SAB Seat Position(s)	Side Air Bag Out of Position (OOP) Tests	Head Restraints Locations	Dynamic Head Restraints Locations	Power Windows w/ Automatic Reversal (ARS)
BUICK														
CASCADA	FWD	C	2-Frt, 2-Rear	4,6	Head/Torso	1,3					Yes	1,3,4,6		1,3,R
ENCLAVE	AWD	SUV	2-Frt, 2/3-2nd Row, 3-3rd Row	4,6	Curtain	1,3,4,6,7,9	Torso/Pelvis	1,3			Yes	1,3,4,6		1,R
ENCLAVE	FWD	SUV	2-Frt, 2/3-2nd Row, 3-3rd Row	4,6	Curtain	1,3,4,6,7,9	Torso/Pelvis	1,3			Yes	1,3,4,6		1,R
ENCORE	AWD	SUV	2-Frt, 3-Rear	4,6	Curtain	1,3,4,6	Torso/Pelvis	1,3,4,6			Yes	1,3,4,6		1,R
ENCORE	FWD	SUV	2-Frt, 3-Rear	4,6	Curtain	1,3,4,6	Torso/Pelvis	1,3,4,6			Yes	1,3,4,6		1,R
ENVISION	AWD	SUV	2-Frt, 3-Rear	4,6	Curtain	1,3,4,6	Torso/Pelvis	1,3,4,6			Yes	1,3,4,6		1,3,R
LACROSSE	AWD	4 DR	2-Frt, 3-Rear	4,6	Curtain	1,3,4,6	Torso/Pelvis	1,3	Torso	4,6	Yes	1,3,4,6		1,3,R
LACROSSE	FWD	4 DR	2-Frt, 3-Rear	4,6	Curtain	1,3,4,6	Torso/Pelvis	1,3	Torso	4,6	Yes	1,3,4,6		1,3,R
REGAL	AWD	4 DR	2-Frt, 3-Rear	4,5,6	Curtain	1,3,4,6	Torso/Pelvis	1,3	Torso	4,6	Yes	1,3,4,6		1,3,R
REGAL	FWD	4 DR	2-Frt, 3-Rear	4,5,6	Curtain	1,3,4,6	Torso/Pelvis	1,3	Torso	4,6	Yes	1,3,4,6		1,3,R
VERANO	FWD	4 DR	2-Frt, 3-Rear	4,6	Curtain	1,3,4,6	Torso/Pelvis	1,3,4,6			Yes	1,3,4,6		1,3,R



Vehicle Safety Features

Model Year 2017

Model	Drive Train	Body Style	Seat Locations	Lower Anchor and Tether Anchor Locations	SAB Type - Head	Head SAB Seat Position(s)	SAB Type	SAB Seat Position(s)	Other SAB Type - If Applicable	SAB Seat Position(s)	Side Air Bag Out of Position (OOP) Tests	Head Restraints Locations	Dynamic Head Restraints Locations	Power Windows w/ Automatic Reversal (ARS)
CADILLAC														
ATS	AWD	2 DR	2-Frt, 2-Rear	4,6	Curtain	1,3,4,6	Torso/Pelvis	1,3			Yes	1,3,4,6		1,3,R
ATS	RWD	2 DR	2-Frt, 2-Rear	4,6	Curtain	1,3,4,6	Torso/Pelvis	1,3			Yes	1,3,4,6		1,3,R
ATS	AWD	4 DR	2-Frt, 3-Rear	4,6	Curtain	1,3,4,6	Torso/Pelvis	1,3	Torso	4,6	Yes	1,3,4,6		1,3,R
ATS	RWD	4 DR	2-Frt, 3-Rear	4,6	Curtain	1,3,4,6	Torso/Pelvis	1,3	Torso	4,6	Yes	1,3,4,6		1,3,R
ATS-V	RWD	2 DR	2-Frt, 2-Rear	4,6	Curtain	1,3,4,6	Torso/Pelvis	1,3			Yes	1,3,4,6		1,3,R
ATS-V	RWD	4 DR	2-Frt, 3-Rear	4,6	Curtain	1,3,4,6	Torso/Pelvis	1,3	Torso	4,6	Yes	1,3,4,6		1,3,R
CT6	AWD	4 DR	2-Frt, 3-Rear	4,6	Curtain	1,3,4,6	Torso/Pelvis	1,3			Yes	1,3,4,6		1,3,4,6,R
CT6	RWD	4 DR	2-Frt, 3-Rear	4,6	Curtain	1,3,4,6	Torso/Pelvis	1,3			Yes	1,3,4,6		1,3,4,6,R
CT6 HYBRID	RWD	4 DR	2-Frt, 3-Rear	4,6	Curtain	1,3,4,6	Torso/Pelvis	1,3			Yes	1,3,4,6		1,3,4,6,R
CTS	AWD	4 DR	2-Frt, 3-Rear	4,6	Curtain	1,3,4,6	Torso/Pelvis	1,3	Torso	4,6	Yes	1,3,4,6		1,3,4,6,R



Vehicle Safety Features

Model Year 2017

Model	Drive Train	Body Style	Seat Locations	Lower Anchor and Tether Anchor Locations	SAB Type - Head	Head SAB Seat Position(s)	SAB Type	SAB Seat Position(s)	Other SAB Type - If Applicable	SAB Seat Position(s)	Side Air Bag Out of Position (OOP) Tests	Head Restraints Locations	Dynamic Head Restraints Locations	Power Windows w/ Automatic Reversal (ARS)
CADILLAC (continued)														
CTS	RWD	4 DR	2-Frt, 3-Rear	4,6	Curtain	1,3,4,6	Torso/Pelvis	1,3	Torso	4,6	Yes	1,3,4,6		1,3,4,6,R
CTS-V	RWD	4 DR	2-Frt, 3-Rear	4,6	Curtain	1,3,4,6	Torso/Pelvis	1,3	Torso	4,6	Yes	1,3,4,6		1,3,4,6,R
ESCALADE	AWD	SUV	2-Frt, 2/3-2nd row, 3-3rd Row	4,(5),6	Curtain	1,3,4,6,7,9	Torso/Pelvis	1,3			Yes	1,3,4,6,7,9		1,3,R
ESCALADE	RWD	SUV	2-Frt, 2/3-2nd row, 3-3rd Row	4,(5),6	Curtain	1,3,4,6,7,9	Torso/Pelvis	1,3			Yes	1,3,4,6,7,9		1,3,R
ESCALADE ESV	AWD	SUV	2-Frt, 2/3-2nd row, 3-3rd Row	4,(5),6	Curtain	1,3,4,6,7,9	Torso/Pelvis	1,3			Yes	1,3,4,6,7,9		1,3,R
ESCALADE ESV	RWD	SUV	2-Frt, 2/3-2nd row, 3-3rd Row	4,(5),6	Curtain	1,3,4,6,7,9	Torso/Pelvis	1,3			Yes	1,3,4,6,7,9		1,3,R
XT5	AWD	SUV	2-Frt, 3-Rear	4,6	Curtain	1,3,4,6	Torso/Pelvis	1,3			Yes	1,3,4,6		1,3,R
XT5	FWD	SUV	2-Frt, 3-Rear	4,6	Curtain	1,3,4,6	Torso/Pelvis	1,3			Yes	1,3,4,6		1,3,R
XTS	AWD	4 DR	2-Frt, 3-Rear	4,5,6	Curtain	1,3,4,6	Torso/Pelvis	1,3	Torso	4,6	Yes	1,3,4,6		1,3,4,6,R
XTS	FWD	4 DR	2-Frt, 3-Rear	4,5,6	Curtain	1,3,4,6	Torso/Pelvis	1,3	Torso	4,6	Yes	1,3,4,6		1,3,4,6,R



Vehicle Safety Features

Model Year 2017

Model	Drive Train	Body Style	Seat Locations	Lower Anchor and Tether Anchor Locations	SAB Type - Head	Head SAB Seat Position(s)	SAB Type	SAB Seat Position(s)	Other SAB Type - If Applicable	SAB Seat Position(s)	Side Air Bag Out of Position (OOP) Tests	Head Restraints Locations	Dynamic Head Restraints Locations	Power Windows w/ Automatic Reversal (ARS)	
CHEVROLET															
BOLT	FWD	4 DR	2-Frt, 3-Rear	4,6	Curtain	1,3,4,6	Torso/Pelvis	1,3	Torso	4,6	Yes	1,3,4,6		1	
CAMARO	RWD	2 DR	2-Frt, 2-Rear	4,6	Curtain	1,3,4,6	Torso/Pelvis	1,3			Yes	1,3		1,3	
CAMARO	RWD	C	2-Frt, 2-Rear		Head/Torso Combo	1,3					Yes	1,3		1,3	
CAMARO SS	RWD	2 DR	2-Frt, 2-Rear	4,6	Curtain	1,3,4,6	Torso/Pelvis	1,3			Yes	1,3		1,3	
CAMARO SS	RWD	C	2-Frt, 2-Rear		Head/Torso Combo	1,3					Yes	1,3		1,3	
CAMARO ZL1	RWD	2 DR	2-Frt, 2-Rear	4,6	Curtain	1,3,4,6	Torso/Pelvis	1,3			Yes	1,3		1,3	
CAMARO ZL1	RWD	C	2-Frt, 2-Rear		Head/Torso Combo	1,3					Yes	1,3		1,3	
CAPRICE PPV	RWD	4 DR	2-Frt, 3-Rear	4,5,6	Curtain	1,3	Torso/Pelvis	1,3			Yes	1,3,4,6			
CITY EXPRESS	FWD	VAN	1,3		Curtain	1,3	Torso/Pelvis	1,3			Yes	1,3			
COLORADO	4WD	PU/CC	2-Frt, 3-Rear	4,6	Curtain	1,3,4,6	Torso/Pelvis	1,3			Yes	1,3,4,6		1,R	



Vehicle Safety Features

Model Year 2017

Model	Drive Train	Body Style	Seat Locations	Lower Anchor and Tether Anchor Locations	SAB Type - Head	Head SAB Seat Position(s)	SAB Type	SAB Seat Position(s)	Other SAB Type - If Applicable	SAB Seat Position(s)	Side Air Bag Out of Position (OOP) Tests	Head Restraints Locations	Dynamic Head Restraints Locations	Power Windows w/ Automatic Reversal (ARS)
CHEVROLET (continued)														
COLORADO	RWD	PU/CC	2-Frt, 3-Rear	4,6	Curtain	1,3,4,6	Torso/Pelvis	1,3			Yes	1,3,4,6		1,R
COLORADO	4WD	PU/EC	2-Frt, 2-Rear	4,6	Curtain	1,3,4,6	Torso/Pelvis	1,3			Yes	1,3		1,R
COLORADO	RWD	PU/EC	2-Frt, 2-Rear	4,6	Curtain	1,3,4,6	Torso/Pelvis	1,3			Yes	1,3		1,R
CORVETTE	RWD	2 DR	2-Frt		Head/Torso Combo	1,3					Yes	1,3		1,3
CORVETTE	RWD	C	2-Frt		Head/Torso Combo	1,3					Yes	1,3		1,3
CRUZE	FWD	4 DR	2-Frt, 3-Rear	4,6	Curtain	1,3,4,6	Torso/Pelvis	1,3,4,6			Yes	1,3,4,6		1,R
CRUZE	FWD	5 HB	2-Frt, 3-Rear	4,6	Curtain	1,3,4,6	Torso/Pelvis	1,3,4,6			Yes	1,3,4,6		1,R
EQUINOX	AWD	SUV	2-Frt, 3-Rear	4,6	Curtain	1,3,4,6	Torso/Pelvis	1,3			Yes	1,3,4,6		R
EQUINOX	FWD	SUV	2-Frt, 3-Rear	4,6	Curtain	1,3,4,6	Torso/Pelvis	1,3			Yes	1,3,4,6		R
EXPRESS CARGO G23405	RWD	VAN	1/2-Frt, 0/3-2nd row	4,6	Curtain	1,3,4,6	Torso/Pelvis	1,3			Yes	1,3		



Vehicle Safety Features

Model Year 2017

Model	Drive Train	Body Style	Seat Locations	Lower Anchor and Tether Anchor Locations	SAB Type - Head	Head SAB Seat Position(s)	SAB Type	SAB Seat Position(s)	Other SAB Type - If Applicable	SAB Seat Position(s)	Side Air Bag Out of Position (OOP) Tests	Head Restraints Locations	Dynamic Head Restraints Locations	Power Windows w/ Automatic Reversal (ARS)
CHEVROLET (continued)														
EXPRESS CARGO G23705	RWD	VAN	1/2-Frt, 0/3-2nd row	4,6	Curtain	1,3,4,6	Torso/Pelvis	1,3			Yes	1,3		
EXPRESS CARGO G33405	RWD	VAN	1/2-Frt, 0/3-2nd row	4,6	Curtain	1,3,4,6	Torso/Pelvis	1,3			Yes	1,3		
EXPRESS CARGO G33705	RWD	VAN	1/2-Frt, 0/3-2nd row	4,6	Curtain	1,3,4,6	Torso/Pelvis	1,3			Yes	1,3		
EXPRESS PASSENGER 2500	RWD	VAN	2-Frt, 0/3-2nd row, 0/3-3rd Row, 0/4-4th Row	4,6,7,9	Curtain	1,3,4,6,7,9	Torso/Pelvis	1,3			Yes	1,3		
EXPRESS PASSENGER 3500 12 PASS	RWD	VAN	2-Frt, 0/3-2nd row, 0/3-3rd Row, 0/4-4th Row	4,6,7,9	Curtain	1,3,4,6,7,9	Torso/Pelvis	1,3			Yes	1,3		
EXPRESS PASSENGER 3500 15 PASS	RWD	VAN	2-Frt, 0/3-2nd row, 0/3-3rd Row, 0/3/4-4th Row, 0/4-5th Row	4,6,7,9,10,12	Curtain	1,3,4,6,7,9	Torso/Pelvis	1,3			Yes	1,3		
IMPALA	FWD	4 DR	2-Frt, 3-Rear	4,5,6	Curtain	1,3,4,6	Torso/Pelvis	1,3	Torso	4,6	Yes	1,3,4,6		1
MALIBU	FWD	4 DR	2-Frt, 3-Rear	4,6	Curtain	1,3,4,6	Torso/Pelvis	1,3,4,6			Yes	1,3,4,6		1
MALIBU ECO	FWD	4 DR	2-Frt, 3-Rear	4,6	Curtain	1,3,4,6	Torso/Pelvis	1,3,4,6			Yes	1,3,4,6		1
SILVERADO 1500	RWD	HYBRID PU/CC	2/3-Frt, 3-Rear	4,6	Curtain	1,3,4,6	Torso/Pelvis	1,3			Yes	1,3		1,R
SILVERADO 1500	4WD	PU/CC	2/3-Frt, 3-Rear	4,6	Curtain	1,3,4,6	Torso/Pelvis	1,3			Yes	1,3		1,R



Vehicle Safety Features

Model Year 2017

Model	Drive Train	Body Style	Seat Locations	Lower Anchor and Tether Anchor Locations	SAB Type - Head	Head SAB Seat Position(s)	SAB Type	SAB Seat Position(s)	Other SAB Type - If Applicable	SAB Seat Position(s)	Side Air Bag Out of Position (OOP) Tests	Head Restraints Locations	Dynamic Head Restraints Locations	Power Windows w/ Automatic Reversal (ARS)
CHEVROLET (continued)														
SILVERADO 1500	RWD	PU/CC	2/3-Frt, 3-Rear	4,6	Curtain	1,3,4,6	Torso/Pelvis	1,3			Yes	1,3		1,R
SILVERADO 1500	4WD	PU/EC	2/3-Frt, 3-Rear	4,6	Curtain	1,3,4,6	Torso/Pelvis	1,3			Yes	1,3		1,R
SILVERADO 1500	RWD	PU/EC	2/3-Frt, 3-Rear	4,6	Curtain	1,3,4,6	Torso/Pelvis	1,3			Yes	1,3		1,R
SILVERADO 1500	4WD	PU/RC	2/3-Frt		Curtain	1,3	Torso/Pelvis	1,3			Yes	1,3		1,R
SILVERADO 1500	RWD	PU/RC	2/3-Frt		Curtain	1,3	Torso/Pelvis	1,3			Yes	1,3		1,R
SILVERADO 2500	4WD	PU/CC	2/3-Frt, 3-Rear	4,6	Curtain	1,3,4,6	Torso/Pelvis	1,3			Yes	1,3		1,R
SILVERADO 2500	RWD	PU/CC	2/3-Frt, 3-Rear	4,6	Curtain	1,3,4,6	Torso/Pelvis	1,3			Yes	1,3		1,R
SILVERADO 2500	4WD	PU/EC	2/3-Frt, 3-Rear	4,6	Curtain	1,3,4,6	Torso/Pelvis	1,3			Yes	1,3		1,R
SILVERADO 2500	RWD	PU/EC	2/3-Frt, 3-Rear	4,6	Curtain	1,3,4,6	Torso/Pelvis	1,3			Yes	1,3		1,R
SILVERADO 2500	4WD	PU/RC	2/3-Frt		Curtain	1,3	Torso/Pelvis	1,3			Yes	1,3		1,R



Vehicle Safety Features

Model Year 2017

Model	Drive Train	Body Style	Seat Locations	Lower Anchor and Tether Anchor Locations	SAB Type - Head	Head SAB Seat Position(s)	SAB Type	SAB Seat Position(s)	Other SAB Type - If Applicable	SAB Seat Position(s)	Side Air Bag Out of Position (OOP) Tests	Head Restraints Locations	Dynamic Head Restraints Locations	Power Windows w/ Automatic Reversal (ARS)
CHEVROLET (continued)														
SILVERADO 2500	RWD	PU/RC	2/3-Frt		Curtain	1,3	Torso/Pelvis	1,3			Yes	1,3		1,R
SILVERADO 3500	4WD	PU/CC	2/3-Frt, 3-Rear	4,6	Curtain	1,3,4,6	Torso/Pelvis	1,3			Yes	1,3		1,R
SILVERADO 3500	RWD	PU/CC	2/3-Frt, 3-Rear	4,6	Curtain	1,3,4,6	Torso/Pelvis	1,3			Yes	1,3		1,R
SILVERADO 3500	4WD	PU/EC	2/3-Frt, 3-Rear	4,6	Curtain	1,3,4,6	Torso/Pelvis	1,3			Yes	1,3		1,R
SILVERADO 3500	RWD	PU/EC	2/3-Frt, 3-Rear	4,6	Curtain	1,3,4,6	Torso/Pelvis	1,3			Yes	1,3		1,R
SILVERADO 3500	4WD	PU/RC	2/3-Frt		Curtain	1,3	Torso/Pelvis	1,3			Yes	1,3		1,R
SILVERADO 3500	RWD	PU/RC	2/3-Frt		Curtain	1,3	Torso/Pelvis	1,3			Yes	1,3		1,R
SONIC	FWD	4 DR	2-Frt, 3-Rear	4,6	Curtain	1,3,4,6	Torso/Pelvis	1,3,4,6			Yes	1,3,4,6		1,R
SONIC	FWD	5 HB	2-Frt, 3-Rear	4,6	Curtain	1,3,4,6	Torso/Pelvis	1,3,4,6			Yes	1,3,4,6		1,R
SPARK	FWD	5 HB	2-Frt, 2-Rear	4,6	Curtain	1,3,4,6	Torso/Pelvis	1,3,4,6			Yes	1,3,4,6		



Vehicle Safety Features

Model Year 2017

Model	Drive Train	Body Style	Seat Locations	Lower Anchor and Tether Anchor Locations	SAB Type - Head	Head SAB Seat Position(s)	SAB Type	SAB Seat Position(s)	Other SAB Type - If Applicable	SAB Seat Position(s)	Side Air Bag Out of Position (OOP) Tests	Head Restraints Locations	Dynamic Head Restraints Locations	Power Windows w/ Automatic Reversal (ARS)
CHEVROLET (continued)														
SS	RWD	4 DR	2-Frt, 3-Rear	4,(5),6	Curtain	1,3,4,6	Torso/ Pelvis	1,3			Yes	1,3,4,6		1,3,R
SUBURBAN 1500	4WD	SUV	2/3-Frt, 2/3-2nd row, 3-3rd Row	4,(5),6	Curtain	1,3,4,6,7,9	Torso/ Pelvis	1,3			Yes	1,3,4,6,7,9		1,3,R
SUBURBAN 1500	RWD	SUV	2/3-Frt, 2/3-2nd row, 3-3rd Row	4,(5),6	Curtain	1,3,4,6,7,9	Torso/ Pelvis	1,3			Yes	1,3,4,6,7,9		1,3,R
TAHOE	4WD	SUV	2/3-Frt, 2/3-2nd row, 3-3rd Row	4,(5),6	Curtain	1,3,4,6,7,9	Torso/ Pelvis	1,3			Yes	1,3,4,6,7,9		1,3,R
TAHOE	RWD	SUV	2/3-Frt, 2/3-2nd row, 3-3rd Row	4,(5),6	Curtain	1,3,4,6,7,9	Torso/ Pelvis	1,3			Yes	1,3,4,6,7,9		1,3,R
TRAVERSE	AWD	SUV	2-Frt, 2/3-2nd Row, 3-3rd Row	4,6	Curtain	1,3,4,6,7,9	Torso/ Pelvis	1,3			Yes	1,3,4,6		1,R
TRAVERSE	FWD	SUV	2-Frt, 2/3-2nd Row, 3-3rd Row	4,6	Curtain	1,3,4,6,7,9	Torso/ Pelvis	1,3			Yes	1,3,4,6		1,R
TRAX	AWD	SUV	2-Frt, 3-Rear	4,6	Curtain	1,3,4,6	Torso/ Pelvis	1,3,4,6			Yes	1,3,4,6		1,R
TRAX	FWD	SUV	2-Frt, 3-Rear	4,6	Curtain	1,3,4,6	Torso/ Pelvis	1,3,4,6			Yes	1,3,4,6		1,R
VOLT	FWD	5 HB	2-Frt, 3-Rear	4,6	Curtain	1,3,4,6	Torso/ Pelvis	1,3	Torso	4,6	Yes	1,3,4,6		1



Vehicle Safety Features

Model Year 2017

Model	Drive Train	Body Style	Seat Locations	Lower Anchor and Tether Anchor Locations	SAB Type - Head	Head SAB Seat Position(s)	SAB Type	SAB Seat Position(s)	Other SAB Type - If Applicable	SAB Seat Position(s)	Side Air Bag Out of Position (OOP) Tests	Head Restraints Locations	Dynamic Head Restraints Locations	Power Windows w/ Automatic Reversal (ARS)
CHRYSLER														
200	AWD	4 DR	1,3,4,5,6	4,5,6	Curtain	1,3,4,6	Pelvic/Torso	1,3			Yes	1,3,4,5,6	1,3	
200	FWD	4 DR	1,3,4,5,6	4,5,6	Curtain	1,3,4,6	Pelvic/Torso	1,3			Yes	1,3,4,5,6	1,3	
300	AWD	4 DR	1,3,4,5,6	4,5,6	Curtain	1,3,4,6	Torso/Pelvis	1,3			Yes	1,3,4,6		
300	RWD	4 DR	1,3,4,5,6	4,5,6	Curtain	1,3,4,6	Torso/Pelvis	1,3			Yes	1,3,4,6		
PACIFICA	FWD	VAN	1,3,4,5,6,7,8,9 or 1,3,4,6,7,8,9	4,5,6,7,8,9	Curtain	1,3,4,6,7,9	Pelvic/Torso	1,3			Yes	1,3,4,5,6,7,8,9		
PACIFICA HEV	FWD	VAN	1,3,4,5,6,7,8,9 or 1,3,4,6,7,8,9	4,6,8,9	Curtain	1,3,4,6,7,9	Torso/Pelvis	1,3			Yes	1,3,4,5,6,7,8,9		
DODGE														
CHALLENGER	AWD	2 DR	1,3,4,5,6	4,5,6	Curtain	1,3,4,6	Pelvic/Torso	1,3			Yes	1,3,4,6		
CHALLENGER	RWD	2 DR	1,3,4,5,6	4,5,6	Curtain	1,3,4,6	Pelvic/Torso	1,3			Yes	1,3,4,6		
CHALLENGER SRT	RWD	2 DR	1,3,4,5,6	4,5,6	Curtain	1,3,4,6	Pelvic/Torso	1,3			Yes	1,3,4,6		
CHARGER	AWD	4 DR	1,3,4,5,6	4,5,6	Curtain	1,3,4,6	Torso/Pelvis	1,3			Yes	1,3,4,6	1,3	



Vehicle Safety Features

Model Year 2017

Model	Drive Train	Body Style	Seat Locations	Lower Anchor and Tether Anchor Locations	SAB Type - Head	Head SAB Seat Position(s)	SAB Type	SAB Seat Position(s)	Other SAB Type - If Applicable	SAB Seat Position(s)	Side Air Bag Out of Position (OOP) Tests	Head Restraints Locations	Dynamic Head Restraints Locations	Power Windows w/ Automatic Reversal (ARS)
DODGE (continued)														
CHARGER	RWD	4 DR	1,3,4,5,6	4,5,6	Curtain	1,3,4,6	Torso/ Pelvis	1,3			Yes	1,3,4,6	1,3	
CHARGER SRT	RWD	4 DR	1,3,4,5,6	4,5,6	Curtain	1,3,4,6	Torso/ Pelvis	1,3			Yes	1,3,4,6	1,3	
DURANGO	2WD	SUV	1,3,4,5,6,7,9	4,6	Curtain	1,3,4,6,7,9	Torso/ Pelvis	1,3				1,3,4,6,7,9	1,3	
DURANGO	4WD	SUV	1,3,4,5,6,7,9	4,6	Curtain	1,3,4,6,7,9	Torso/ Pelvis	1,3				1,3,4,6,7,9	1,3	
GRAND CARAVAN	FWD	VAN	1,3,4,6,7,8,9	4,6,8	Curtain	1,3,4,6,7,9	Pelvic/ Torso	1,3			Yes	1,3,4,6,7,9	1,3	
JOURNEY	AWD	SUV	1,3,4,5,6 or 1,3,4,5,6,7,9	4,5,6	Curtain	1,3,4,6,7,9	Pelvic/ Torso	1,3			Yes	1,3,4,5,6	1,3	
JOURNEY	FWD	SUV	1,3,4,5,6 or 1,3,4,5,6,7,9	4,5,6	Curtain	1,3,4,6,7,9	Pelvic/ Torso	1,3			Yes	1,3,4,6,7,9	1,3	
VIPER	RWD	2 DR	1,3		Head	1,3					No			
FIAT														
500	FWD	3 HB	1,3,4,6	4,6	Curtain	1,3,4,6	Pelvic/ Torso	1,3			Yes	1,3,4,6	1,3	
124 SPIDER	RWD	C	1,3		Head/ Torso	1,3	Pelvic/ Torso	1,3			Yes	1,3		



Vehicle Safety Features

Model Year 2017

Model	Drive Train	Body Style	Seat Locations	Lower Anchor and Tether Anchor Locations	SAB Type - Head	Head SAB Seat Position(s)	SAB Type	SAB Seat Position(s)	Other SAB Type - If Applicable	SAB Seat Position(s)	Side Air Bag Out of Position (OOP) Tests	Head Restraints Locations	Dynamic Head Restraints Locations	Power Windows w/ Automatic Reversal (ARS)
FIAT (continued)														
500 ABARTH	FWD	3 HB	1,3,4,6	4,6	Curtain	1,3,4,6	Pelvic/Torso	1,3			Yes	1,3,4,6		
500 ABARTH CABRIO	FWD	3 HB	1,3,4,6	4,6	Curtain	1,3,4,6	Pelvic/Torso	1,3			Yes	1,3,4,6		
500 BEV	FWD	3 HB	1,3,4,6	4,6	Curtain	1,3,4,6	Pelvic/Torso	1,3			Yes	1,3,4,6	1,3	
500 CABRIO	FWD	3 HB	1,3,4,6	4,6	Curtain	1,3,4,6	Pelvic/Torso	1,3			Yes	1,3,4,6	1,3	
500e BEV	FWD	3 HB	1,3,4,6	4,6	Curtain	1,3,4,6	Pelvic/Torso	1,3			Yes	1,3,4,6	1,3	
500L	2WD	5 HB	1,3,4,5,6	4,6	Curtain	1,3,4,6	Torso/Pelvis	1,3			No	1,3,4,5,6	1,3	
500X	2WD	SUV	1,3,4,5,6	4,6	Curtain	1,3,4,6	Torso/Pelvis	1,3			Yes	1,3,4,5,6		
500X	4WD	SUV	1,3,4,5,6	4,6	Curtain	1,3,4,6	Torso/Pelvis	1,3			Yes	1,3,4,5,6		
FORD														
CMAX ENERGI	FWD	5 HB	1,3,4,5,6	4,6	Curtain	1,3,4,6	Torso/Pelvis	1,3			Yes	1,3,4,6		
CMAX HEV	FWD	5 HB	1,3,4,5,6	4,6	Curtain	1,3,4,6	Torso/Pelvis	1,3			Yes	1,3,4,6		



Vehicle Safety Features

Model Year 2017

Model	Drive Train	Body Style	Seat Locations	Lower Anchor and Tether Anchor Locations	SAB Type - Head	Head SAB Seat Position(s)	SAB Type	SAB Seat Position(s)	Other SAB Type - If Applicable	SAB Seat Position(s)	Side Air Bag Out of Position (OOP) Tests	Head Restraints Locations	Dynamic Head Restraints Locations	Power Windows w/ Automatic Reversal (ARS)
FORD (continued)														
EDGE	AWD	SUV	1,3,4,5,6	4,6	Curtain	1,3,4,6	Torso/ Pelvis	1,3			Yes	1,3,4,6		
EDGE	FWD	SUV	1,3,4,5,6	4,6	Curtain	1,3,4,6	Torso/ Pelvis	1,3			Yes	1,3,4,5,6		
ESCAPE	AWD	SUV	1,3,4,5,6	4,6	Curtain	1,3,4,6	Torso/ Pelvis	1,3			Yes	1,3,4,5,6		
ESCAPE	FWD	SUV	1,3,4,5,6	4,6	Curtain	1,3,4,6	Torso/ Pelvis	1,3			Yes	1,3,4,5,6		
EXPEDITION	4x2	SUV	8 = 1,3,4,5,6,7,8,9; 7 = 1,3,4,6,7,8,9	4,(5),6	Curtain	1,3,4,6,7,9	Torso	1,3			Yes	1,3,4,6,7,9		
EXPEDITION	4x4	SUV	8 = 1,3,4,5,6,7,8,9; 7 = 1,3,4,6,7,8,9	4,(5),6	Curtain	1,3,4,6,7,9	Torso	1,3			Yes	1,3,4,6,7,9		
EXPEDITION EL	4x2	EXTENDED SUV	8 = 1,3,4,5,6,7,8,9; 7 = 1,3,4,6,7,8,9	4,(5),6	Curtain	1,3,4,6,7,9	Torso	1,3			Yes	1,3,4,6,7,9		
EXPEDITION EL	4x4	EXTENDED SUV	8 = 1,3,4,5,6,7,8,9; 7 = 1,3,4,6,7,8,9	4,(5),6	Curtain	1,3,4,6,7,9	Torso	1,3			Yes	1,3,4,6,7,9		
EXPLORER	AWD	SUV	6 = 1,3,4,6,7,9; 7 = 1,3,4,5,6,7,9	4,6,9	Curtain	1,3,4,6,7,9	Torso/ Pelvis	1,3			Yes	1,3,4,6,7,9		
EXPLORER	FWD	SUV	6 = 1,3,4,6,7,9; 7 = 1,3,4,5,6,7,9	4,6,9	Curtain	1,3,4,6,7,9	Torso/ Pelvis	1,3			Yes	1,3,4,6,7,9		



Vehicle Safety Features

Model Year 2017

Model	Drive Train	Body Style	Seat Locations	Lower Anchor and Tether Anchor Locations	SAB Type - Head	Head SAB Seat Position(s)	SAB Type	SAB Seat Position(s)	Other SAB Type - If Applicable	SAB Seat Position(s)	Side Air Bag Out of Position (OOP) Tests	Head Restraints Locations	Dynamic Head Restraints Locations	Power Windows w/ Automatic Reversal (ARS)
FORD (continued)														
F-150 CREW CAB	4x2	PU/CC	5 = 1,3,4,5,6; 6 = 1,2,3,4,5,6	4,6	Curtain	1,3,4,6	Torso/ Pelvis	1,3			Yes	1,3,4,6		
F-150 CREW CAB	4x4	PU/CC	5 = 1,3,4,5,6; 6 = 1,2,3,4,5,6	4,6	Curtain	1,3,4,6	Torso/ Pelvis	1,3			Yes	1,3,4,6		
F-150 REGULAR CAB	4x2	PU/RC	2 = 1,3; 3 = 1,2,3		Curtain	1,3	Torso/ Pelvis	1,3			Yes	1,3		
F-150 REGULAR CAB	4x4	PU/RC	2 = 1,3; 3 = 1,2,3		Curtain	1,3	Torso/ Pelvis	1,3			Yes	1,3		
F-150 SUPERCAB	4x2	PU/EC	5 = 1,3,4,5,6; 6 = 1,2,3,4,5,6	4,6	Curtain	1,3,4,6	Torso/ Pelvis	1,3			Yes	1,3,4,6		
F-150 SUPERCAB	4x4	PU/EC	5 = 1,3,4,5,6; 6 = 1,2,3,4,5,6	4,6	Curtain	1,3,4,6	Torso/ Pelvis	1,3			Yes	1,3,4,6		
F-250 CREW CAB	4x2	PU/CC	5 = 1,3,4,5,6; 6 = 1,2,3,4,5,6	4,6	Curtain	1,3,4,6	Torso/ Pelvis	1,3			Yes	1,3,4,6		
F-250 CREW CAB	4x4	PU/CC	5 = 1,3,4,5,6; 6 = 1,2,3,4,5,6	4,6	Curtain	1,3,4,6	Torso/ Pelvis	1,3			Yes	1,3,4,6		
F-250 REGULAR CAB	4x2	PU/RC	2 = 1,3; 3 = 1,2,3		Curtain	1,3	Torso/ Pelvis	1,3			Yes	1,3		
F-250 REGULAR CAB	4x4	PU/RC	2 = 1,3; 3 = 1,2,3		Curtain	1,3	Torso/ Pelvis	1,3			Yes	1,3		



Vehicle Safety Features

Model Year 2017

Model	Drive Train	Body Style	Seat Locations	Lower Anchor and Tether Anchor Locations	SAB Type - Head	Head SAB Seat Position(s)	SAB Type	SAB Seat Position(s)	Other SAB Type - If Applicable	SAB Seat Position(s)	Side Air Bag Out of Position (OOP) Tests	Head Restraints Locations	Dynamic Head Restraints Locations	Power Windows w/ Automatic Reversal (ARS)
FORD (continued)														
F-250 SUPERCAB	4x2	PU/EC	5 = 1,3,4,5,6; 6 = 1,2,3,4,5,6	4,6	Curtain	1,3,4,6	Torso/ Pelvis	1,3			Yes	1,3,4,6		
F-250 SUPERCAB	4x4	PU/EC	5 = 1,3,4,5,6; 6 = 1,2,3,4,5,6	4,6	Curtain	1,3,4,6	Torso/ Pelvis	1,3			Yes	1,3,4,6		
F-350 REGULAR CAB	4x2	PU/RC	2 = 1,3; 3 = 1,2,3		Curtain	1,3	Torso/ Pelvis	1,3			Yes	1,3		
F-350 REGULAR CAB	4x4	PU/RC	2 = 1,3; 3 = 1,2,3		Curtain	1,3	Torso/ Pelvis	1,3			Yes	1,3		
F-350 SUPER CREW	4x2	PU/CC	5 = 1,3,4,5,6; 6 = 1,2,3,4,5,6	4,6	Curtain	1,3,4,6	Torso/ Pelvis	1,3			Yes	1,3,4,6		
F-350 SUPER CREW	4x4	PU/CC	5 = 1,3,4,5,6; 6 = 1,2,3,4,5,6	4,6	Curtain	1,3,4,6	Torso/ Pelvis	1,3			Yes	1,3,4,6		
F-350 SUPERCAB	4x2	PU/EC	5 = 1,3,4,5,6; 6 = 1,2,3,4,5,6	4,6	Curtain	1,3,4,6	Torso/ Pelvis	1,3			Yes	1,3,4,6		
F-350 SUPERCAB	4x4	PU/EC	5 = 1,3,4,5,6; 6 = 1,2,3,4,5,6	4,6	Curtain	1,3,4,6	Torso/ Pelvis	1,3			Yes	1,3,4,6		
FIESTA	FWD	4 DR	1,3,4,5,6	4,6	Curtain	1,3,4,6	Torso/ Pelvis	1,3			Yes	1,3,4,6		
FIESTA	FWD	5 HB	1,3,4,5,6	4,6	Curtain	1,3,4,6	Torso/ Pelvis	1,3			Yes	1,3,4,6		



Vehicle Safety Features

Model Year 2017

Model	Drive Train	Body Style	Seat Locations	Lower Anchor and Tether Anchor Locations	SAB Type - Head	Head SAB Seat Position(s)	SAB Type	SAB Seat Position(s)	Other SAB Type - If Applicable	SAB Seat Position(s)	Side Air Bag Out of Position (OOP) Tests	Head Restraints Locations	Dynamic Head Restraints Locations	Power Windows w/ Automatic Reversal (ARS)
FORD (continued)														
FLEX	AWD	SUV	6 = 1,3,4,6,7,9; 7 = 1,3,4,5,6,7,9	4,6,9	Curtain	1,3,4,6,7,9	Torso	1,3			Yes	1,3,4,6,7,9		
FLEX	FWD	SUV	6 = 1,3,4,6,7,9; 7 = 1,3,4,5,6,7,9	4,6,9	Curtain	1,3,4,6,7,9	Torso	1,3			Yes	1,3,4,6,7,9		
FOCUS	FWD	4 DR	1,3,4,5,6	4,6	Curtain	1,3,4,6	Torso/ Pelvis	1,3			Yes	1,3,4,6		
FOCUS	FWD	5 HB	1,3,4,5,6	4,6	Curtain	1,3,4,6	Torso/ Pelvis	1,3			Yes	1,3,4,6		
FOCUS BEV	FWD	5 HB	1,3,4,5,6	4,6	Curtain	1,3,4,6	Torso/ Pelvis	1,3			Yes	1,3,4,6		
FOCUS RS	AWD	5 HB	1,3,4,5,6	4,6	Curtain	1,3,4,6	Torso/ Pelvis	1,3			Yes	1,3,4,6		
FUSION	AWD	4 DR	1,3,4,5,6	4,6	Curtain	1,3,4,6	Torso/ Pelvis	1,3			Yes	1,3,4,6		1,3,4,6,R
FUSION	FWD	4 DR	1,3,4,5,6	4,6	Curtain	1,3,4,6	Torso/ Pelvis	1,3			Yes	1,3,4,6		1,3,4,6,R
FUSION ENERGI	FWD	4 DR	1,3,4,5,6	4,6	Curtain	1,3,4,6	Torso/ Pelvis	1,3			Yes	1,3,4,6		1,3,4,6,R
FUSION HEV	FWD	4 DR	1,3,4,5,6	4,6	Curtain	1,3,4,6	Torso/ Pelvis	1,3			Yes	1,3,4,6		1,3,4,6,R



Vehicle Safety Features

Model Year 2017

Model	Drive Train	Body Style	Seat Locations	Lower Anchor and Tether Anchor Locations	SAB Type - Head	Head SAB Seat Position(s)	SAB Type	SAB Seat Position(s)	Other SAB Type - If Applicable	SAB Seat Position(s)	Side Air Bag Out of Position (OOP) Tests	Head Restraints Locations	Dynamic Head Restraints Locations	Power Windows w/ Automatic Reversal (ARS)
FORD (continued)														
GT	RWD	2 DR	1,3		Head/Torso	1,3					Yes	1,3		
MUSTANG	RWD	2 DR	1,3,4,6	4,6	Curtain	1,3,4,6	Torso/Pelvis	1,3			Yes	1,3		
MUSTANG	RWD	C	1,3,4,6	4,6	Head	1,3	Torso/Pelvis	1,3			Yes	1,3		
TAURUS	AWD	4 DR	1,3,4,5,6	4,5,6	Curtain	1,3,4,6	Torso	1,3			Yes	1,3,4,6		
TAURUS	FWD	4 DR	1,3,4,5,6	4,5,6	Curtain	1,3,4,6	Torso	1,3			Yes	1,3,4,6		
TRANSIT	RWD	VAN	2=1,3		Curtain	1,3	Torso/Pelvis	1,3			Yes	1,3		
TRANSIT CONNECT	FWD	VAN	1,3		Curtain	1,3	Torso/Pelvis	1,3			Yes	1,3		
TRANSIT CONNECT	FWD	WAGON	8=1,3,4,5,6,7,8,9; 10=1,3,4,5,6,7,8,9,10,11,12; 12=1,3,4,5,6,7,8,9,10,11,12,13; 15=1,3,4,5,6,7,8,9,10,11,13,14,15,16,17	4,6	Curtain	1,3,4,6,7,9	Torso/Pelvis	1,3			Yes	1,3,4,6,7,9		



Vehicle Safety Features

Model Year 2017

Model	Drive Train	Body Style	Seat Locations	Lower Anchor and Tether Anchor Locations	SAB Type - Head	Head SAB Seat Position(s)	SAB Type	SAB Seat Position(s)	Other SAB Type - If Applicable	SAB Seat Position(s)	Side Air Bag Out of Position (OOP) Tests	Head Restraints Locations	Dynamic Head Restraints Locations	Power Windows w/ Automatic Reversal (ARS)
FORD (continued)														
TRANSIT HIGH ROOF	RWD	WAGON	15=1,3,4,5,6,7,8,9,10,11,13,14,15,16,17		Curtain	1,3,4,6,7,9,10,12	Torso/Pelvis	1,3			Yes	1,3,4,6,7,9,10,13,14,15		
TRANSIT LOW ROOF 15 PASS	RWD	WAGON	8=1,3,4,5,6,7,8,9; 10=1,3,4,5,6,7,8,9,10,11,12; 12=1,3,4,5,6,7,8,9,10,11,12,13; 15=1,3,4,5,6,7,8,9,10,11,13,14,15,16,17	4,6,8	Curtain	1,3,4,6,7,9,10,12	Torso/Pelvis	1,3			Yes	1,3,4,5,6,7,8,9		
TRANSIT LOW ROOF (8,10,12) PASS	RWD	WAGON	8=1,3,4,5,6,7,8,9; 10=1,3,4,5,6,7,8,9,10,11,12; 12=1,3,4,5,6,7,8,9,10,11,12,13	4,6,8	Curtain	1,3,4,6,7,9,10,12	Torso/Pelvis	1,3			Yes	1,3,4,5,6,7,8,9		
TRANSIT MEDIUM ROOF 15 PASS	RWD	WAGON	8=1,3,4,5,6,7,8,9; 10=1,3,4,5,6,7,8,9,10,11,12; 12=1,3,4,5,6,7,8,9,10,11,12,13; 15=1,3,4,5,6,7,8,9,10,11,13,14,15,16,17	4,6,8	Curtain	1,3,4,6,7,9,10,12	Torso/Pelvis	1,3			Yes	1,3,4,5,6,7,8,9		
TRANSIT MEDIUM ROOF (8,10,12) PASS	RWD	WAGON	8=1,3,4,5,6,7,8,9; 10=1,3,4,5,6,7,8,9,10,11,12; 12=1,3,4,5,6,7,8,9,10,11,12,13	4,6,8	Curtain	1,3,4,6,7,9,10,12	Torso/Pelvis	1,3			Yes	1,3,4,5,6,7,8,9		



Vehicle Safety Features

Model Year 2017

Model	Drive Train	Body Style	Seat Locations	Lower Anchor and Tether Anchor Locations	SAB Type - Head	Head SAB Seat Position(s)	SAB Type	SAB Seat Position(s)	Other SAB Type - If Applicable	SAB Seat Position(s)	Side Air Bag Out of Position (OOP) Tests	Head Restraints Locations	Dynamic Head Restraints Locations	Power Windows w/ Automatic Reversal (ARS)
GENESIS														
G80	AWD	4 DR	1,3,4,5,6	4,6	Curtain	1,3,4,6	Torso/Pelvis	1,3	Torso	4,6	Yes	1,3,4,5,6		1,3,4,6
G80	RWD	4 DR	1,3,4,5,6	4,6	Curtain	1,3,4,6	Torso/Pelvis	1,3	Torso	4,6	Yes	1,3,4,5,6		1,3,4,6
G90	AWD	4 DR	1,3,4,5,6	4,6	Curtain	1,3,4,6	Torso/Pelvis	1,3	Torso	4,6	TBD	1,3,4,5,6		1,3,4,6,R
G90	RWD	4 DR	1,3,4,5,6	4,6	Curtain	1,3,4,6	Torso/Pelvis	1,3	Torso	4,6	TBD	1,3,4,5,6		1,3,4,6,R
GMC														
ACADIA	AWD	SUV	2-Frt, 2/3-2nd Row,0/3-3rd Row	4,6	Curtain	1,3,4,6,7,9	Torso/Pelvis	1,3			Yes	1,3,4,6,7,9		1,R
ACADIA	FWD	SUV	2-Frt, 2/3-2nd Row,0/3-3rd Row	4,6	Curtain	1,3,4,6,7,9	Torso/Pelvis	1,3			Yes	1,3,4,6,7,9		1,R
ACADIA DENALI	AWD	SUV	2-Frt, 2/3-2nd Row,0/3-3rd Row	4,6	Curtain	1,3,4,6,7,9	Torso/Pelvis	1,3			Yes	1,3,4,6,7,9		1,R
ACADIA DENALI	FWD	SUV	2-Frt, 2/3-2nd Row,0/3-3rd Row	4,6	Curtain	1,3,4,6,7,9	Torso/Pelvis	1,3			Yes	1,3,4,6,7,9		1,R
ACADIA LIMITED	AWD	SUV	2-Frt, 2/3-2nd Row, 3-3rd Row	4,6	Curtain	1,3,4,6,7,9	Torso/Pelvis	1,3			Yes	1,3,4,6		1,R
ACADIA LIMITED	FWD	SUV	2-Frt, 2/3-2nd Row, 3-3rd Row	4,6	Curtain	1,3,4,6,7,9	Torso/Pelvis	1,3			Yes	1,3,4,6		1,R



Vehicle Safety Features

Model Year 2017

Model	Drive Train	Body Style	Seat Locations	Lower Anchor and Tether Anchor Locations	SAB Type - Head	Head SAB Seat Position(s)	SAB Type	SAB Seat Position(s)	Other SAB Type - If Applicable	SAB Seat Position(s)	Side Air Bag Out of Position (OOP) Tests	Head Restraints Locations	Dynamic Head Restraints Locations	Power Windows w/ Automatic Reversal (ARS)
GMC (continued)														
CANYON	4WD	PU/CC	2-Frt, 3-Rear	4,6	Curtain	1,3,4,6	Torso/Pelvis	1,3			Yes	1,3,4,6		1,R
CANYON	RWD	PU/CC	2-Frt, 3-Rear	4,6	Curtain	1,3,4,6	Torso/Pelvis	1,3			Yes	1,3,4,6		1,R
CANYON	4WD	PU/EC	2-Frt, 2-Rear	4,6	Curtain	1,3,4,6	Torso/Pelvis	1,3			Yes	1,3		1,R
CANYON	RWD	PU/EC	2-Frt, 2-Rear	4,6	Curtain	1,3,4,6	Torso/Pelvis	1,3			Yes	1,3		1,R
SAVANA CARGO G23405	RWD	VAN	1/2-Frt, 0/3-2nd row	4,6	Curtain	1,3,4,6	Torso/Pelvis	1,3			Yes	1,3		
SAVANA CARGO G23705	RWD	VAN	1/2-Frt, 0/3-2nd row	4,6	Curtain	1,3,4,6	Torso/Pelvis	1,3			Yes	1,3		
SAVANA CARGO G33405	RWD	VAN	1/2-Frt, 0/3-2nd row	4,6	Curtain	1,3,4,6	Torso/Pelvis	1,3			Yes	1,3		
SAVANA CARGO G33705	RWD	VAN	1/2-Frt, 0/3-2nd row	4,6	Curtain	1,3,4,6	Torso/Pelvis	1,3			Yes	1,3		
SAVANA PASSENGER 2500	RWD	VAN	2-Frt, 0/3-2nd row, 0/3-3rd Row, 0/4-4th Row	4,6,7,9	Curtain	1,3,4,6,7,9	Torso/Pelvis	1,3			Yes	1,3		
SAVANA PASSENGER 3500 12 PASS	RWD	VAN	2-Frt, 0/3-2nd row, 0/3-3rd Row, 0/4-4th Row	4,6,7,9	Curtain	1,3,4,6,7,9	Torso/Pelvis	1,3			Yes	1,3		



Vehicle Safety Features

Model Year 2017

Model	Drive Train	Body Style	Seat Locations	Lower Anchor and Tether Anchor Locations	SAB Type - Head	Head SAB Seat Position(s)	SAB Type	SAB Seat Position(s)	Other SAB Type - If Applicable	SAB Seat Position(s)	Side Air Bag Out of Position (OOP) Tests	Head Restraints Locations	Dynamic Head Restraints Locations	Power Windows w/ Automatic Reversal (ARS)
GMC (continued)														
SAVANA PASSENGER 3500 15 PASS	RWD	VAN	2-Frt, 0/3-2nd row, 0/3-3rd Row, 0/3/4-4th Row, 0/4-5th Row	4,6,7,9,10,12	Curtain	1,3,4,6,7,9	Torso/Pelvis	1,3			Yes	1,3		
SIERRA 1500	RWD	HYBRID PU/CC	2/3-Frt, 3-Rear	4,6	Curtain	1,3,4,6	Torso/Pelvis	1,3			Yes	1,3		1,R
SIERRA 1500	4WD	PU/CC	2/3-Frt, 3-Rear	4,6	Curtain	1,3,4,6	Torso/Pelvis	1,3			Yes	1,3		1,R
SIERRA 1500	RWD	PU/CC	2/3-Frt, 3-Rear	4,6	Curtain	1,3,4,6	Torso/Pelvis	1,3			Yes	1,3		1,R
SIERRA 1500	4WD	PU/EC	2/3-Frt, 3-Rear	4,6	Curtain	1,3,4,6	Torso/Pelvis	1,3			Yes	1,3		1,R
SIERRA 1500	RWD	PU/EC	2/3-Frt, 3-Rear	4,6	Curtain	1,3,4,6	Torso/Pelvis	1,3			Yes	1,3		1,R
SIERRA 1500	4WD	PU/RC	2/3-Frt		Curtain	1,3	Torso/Pelvis	1,3			Yes	1,3		1,R
SIERRA 1500	RWD	PU/RC	2/3-Frt		Curtain	1,3	Torso/Pelvis	1,3			Yes	1,3		1,R
SIERRA 2500	4WD	PU/CC	2/3-Frt, 3-Rear	4,6	Curtain	1,3,4,6	Torso/Pelvis	1,3			Yes	1,3		1,R
SIERRA 2500	RWD	PU/CC	2/3-Frt, 3-Rear	4,6	Curtain	1,3,4,6	Torso/Pelvis	1,3			Yes	1,3		1,R



Vehicle Safety Features

Model Year 2017

Model	Drive Train	Body Style	Seat Locations	Lower Anchor and Tether Anchor Locations	SAB Type - Head	Head SAB Seat Position(s)	SAB Type	SAB Seat Position(s)	Other SAB Type - If Applicable	SAB Seat Position(s)	Side Air Bag Out of Position (OOP) Tests	Head Restraints Locations	Dynamic Head Restraints Locations	Power Windows w/ Automatic Reversal (ARS)
GMC (continued)														
SIERRA 2500	4WD	PU/EC	2/3-Frt, 3-Rear	4,6	Curtain	1,3,4,6	Torso/Pelvis	1,3			Yes	1,3		1,R
SIERRA 2500	RWD	PU/EC	2/3-Frt, 3-Rear	4,6	Curtain	1,3,4,6	Torso/Pelvis	1,3			Yes	1,3		1,R
SIERRA 2500	4WD	PU/RC	2/3-Frt		Curtain	1,3	Torso/Pelvis	1,3			Yes	1,3		1,R
SIERRA 2500	RWD	PU/RC	2/3-Frt		Curtain	1,3	Torso/Pelvis	1,3			Yes	1,3		1,R
SIERRA 3500	4WD	PU/CC	2/3-Frt, 3-Rear	4,6	Curtain	1,3,4,6	Torso/Pelvis	1,3			Yes	1,3		1,R
SIERRA 3500	RWD	PU/CC	2/3-Frt, 3-Rear	4,6	Curtain	1,3,4,6	Torso/Pelvis	1,3			Yes	1,3		1,R
SIERRA 3500	4WD	PU/EC	2/3-Frt, 3-Rear	4,6	Curtain	1,3,4,6	Torso/Pelvis	1,3			Yes	1,3		1,R
SIERRA 3500	RWD	PU/EC	2/3-Frt, 3-Rear	4,6	Curtain	1,3,4,6	Torso/Pelvis	1,3			Yes	1,3		1,R
SIERRA 3500	4WD	PU/RC	2/3-Frt		Curtain	1,3	Torso/Pelvis	1,3			Yes	1,3		1,R
SIERRA 3500	RWD	PU/RC	2/3-Frt		Curtain	1,3	Torso/Pelvis	1,3			Yes	1,3		1,R



Vehicle Safety Features

Model Year 2017

Model	Drive Train	Body Style	Seat Locations	Lower Anchor and Tether Anchor Locations	SAB Type - Head	Head SAB Seat Position(s)	SAB Type	SAB Seat Position(s)	Other SAB Type - If Applicable	SAB Seat Position(s)	Side Air Bag Out of Position (OOP) Tests	Head Restraints Locations	Dynamic Head Restraints Locations	Power Windows w/ Automatic Reversal (ARS)
GMC (continued)														
TERRAIN	AWD	SUV	2-Frt, 3-Rear	4,6	Curtain	1,3,4,6	Torso/Pelvis	1,3			Yes	1,3,4,6		R
TERRAIN	FWD	SUV	2-Frt, 3-Rear	4,6	Curtain	1,3,4,6	Torso/Pelvis	1,3			Yes	1,3,4,6		R
YUKON	4WD	SUV	2/3-Frt, 2/3-2nd row, 3-3rd Row	4,(5),6	Curtain	1,3,4,6,7,9	Torso/Pelvis	1,3			Yes	1,3,4,6,7,9		1,3,R
YUKON	RWD	SUV	2/3-Frt, 2/3-2nd row, 3-3rd Row	4,(5),6	Curtain	1,3,4,6,7,9	Torso/Pelvis	1,3			Yes	1,3,4,6,7,9		1,3,R
YUKON DENALI	4WD	SUV	2/3-Frt, 2/3-2nd row, 3-3rd Row	4,(5),6	Curtain	1,3,4,6,7,9	Torso/Pelvis	1,3			Yes	1,3,4,6,7,9		1,3,R
YUKON DENALI	RWD	SUV	2/3-Frt, 2/3-2nd row, 3-3rd Row	4,(5),6	Curtain	1,3,4,6,7,9	Torso/Pelvis	1,3			Yes	1,3,4,6,7,9		1,3,R
YUKON DENALI XL 1500	4WD	SUV	2/3-Frt, 2/3-2nd row, 3-3rd Row	4,(5),6	Curtain	1,3,4,6,7,9	Torso/Pelvis	1,3			Yes	1,3,4,6,7,9		1,3,R
YUKON DENALI XL 1500	RWD	SUV	2/3-Frt, 2/3-2nd row, 3-3rd Row	4,(5),6	Curtain	1,3,4,6,7,9	Torso/Pelvis	1,3			Yes	1,3,4,6,7,9		1,3,R
YUKON XL 1500	4WD	SUV	2/3-Frt, 2/3-2nd row, 3-3rd Row	4,(5),6	Curtain	1,3,4,6,7,9	Torso/Pelvis	1,3			Yes	1,3,4,6,7,9		1,3,R
YUKON XL 1500	RWD	SUV	2/3-Frt, 2/3-2nd row, 3-3rd Row	4,(5),6	Curtain	1,3,4,6,7,9	Torso/Pelvis	1,3			Yes	1,3,4,6,7,9		1,3,R



Vehicle Safety Features

Model Year 2017

Model	Drive Train	Body Style	Seat Locations	Lower Anchor and Tether Anchor Locations	SAB Type - Head	Head SAB Seat Position(s)	SAB Type	SAB Seat Position(s)	Other SAB Type - If Applicable	SAB Seat Position(s)	Side Air Bag Out of Position (OOP) Tests	Head Restraints Locations	Dynamic Head Restraints Locations	Power Windows w/ Automatic Reversal (ARS)
HONDA														
ACCORD	FWD	2 DR	1,3,4,5,6	4,6	Curtain	1,3,4,6	Torso/Pelvis	1,3			Yes	1,3,4,5,6		1,3,R
ACCORD	FWD	4 DR	1,3,4,5,6	4,6	Curtain	1,3,4,6	Torso/Pelvis	1,3			Yes	1,3,4,5,6		1,3,R
ACCORD HYBRID	FWD	4 DR	1,3,4,5,6	4,6	Curtain	1,3,4,6	Torso/Pelvis	1,3			Yes	1,3,4,5,6		1,3,R
CIVIC	FWD	2 DR	1,3,4,5,6	4,6	Curtain	1,3,4,6	Torso/Pelvis	1,3			Yes	1,3,4,5,6		1,3,R
CIVIC	FWD	4 DR	1,3,4,5,6	4,6	Curtain	1,3,4,6	Torso/Pelvis	1,3			Yes	1,3,4,5,6		1,3,R
CIVIC	FWD	5 HB	1,3,4,5,6	4,6	Curtain	1,3,4,6	Torso/Pelvis	1,3			Yes	1,3,4,5,6		1,3,R
CIVIC SI	FWD	2 DR	1,3,4,5,6	4,6	Curtain	1,3,4,6	Torso/Pelvis	1,3			Yes	1,3,4,5,6		1,3,R
CIVIC SI	FWD	4 DR	1,3,4,5,6	4,6	Curtain	1,3,4,6	Torso/Pelvis	1,3			Yes	1,3,4,5,6		1,3,R
CIVIC TYPE R	FWD	5 HB	1,3,4,5,6	4,6	Curtain	1,3,4,6	Torso/Pelvis	1,3			Yes	1,3,4,6		1,3
CLARITY FUEL CELL	FWD	4 DR	1,3,4,5,6	4,6	Curtain	1,3,4,6	Torso/Pelvis	1,3			Yes	1,3,4,5,6		1,3,4,6



Vehicle Safety Features

Model Year 2017

Model	Drive Train	Body Style	Seat Locations	Lower Anchor and Tether Anchor Locations	SAB Type - Head	Head SAB Seat Position(s)	SAB Type	SAB Seat Position(s)	Other SAB Type - If Applicable	SAB Seat Position(s)	Side Air Bag Out of Position (OOP) Tests	Head Restraints Locations	Dynamic Head Restraints Locations	Power Windows w/ Automatic Reversal (ARS)
HONDA (continued)														
CR-V	AWD	SUV	1,3,4,5,6	4,5,6	Curtain	1,3,4,6	Torso/Pelvis	1,3			Yes	1,3,4,5,6		1,3,R
CR-V	FWD	SUV	1,3,4,5,6	4,5,6	Curtain	1,3,4,6	Torso/Pelvis	1,3			Yes	1,3,4,5,6		1,3,R
FIT	FWD	5 HB	1,3,4,5,6	4,6	Curtain	1,3,4,6	Torso/Pelvis	1,3			Yes	1,3,4,5,6		1,R
HR-V	AWD	SUV	1,3,4,5,6	4,6	Curtain	1,3,4,6	Torso/Pelvis	1,3			Yes	1,3,4,5,6		1,R
HR-V	FWD	SUV	1,3,4,5,6	4,6	Curtain	1,3,4,6	Torso/Pelvis	1,3			Yes	1,3,4,5,6		1,R
ODYSSEY	FWD	VAN	LX: 1,3,4,6,7,8,9; EX,EX-L,Touring: 1,3,4,5,6,7,8,9	4,5,6,7,9	Curtain	1,3,4,6,7,9	Torso/Pelvis	1,3			Yes	1,3,4,(5), 6,7,8,9	1,3	1,3,R
PILOT	AWD	SUV	1,3,4,6,7,8,9 or 1,3,4,5,6,7,8,9	4,(5),6,9	Curtain	1,3,4,6,7,9	Torso/Pelvis	1,3			Yes	1,3,4,(5), 6,7,8,9		1,3,R
PILOT	FWD	SUV	1,3,4,6,7,8,9 or 1,3,4,5,6,7,8,9	4,(5),6,9	Curtain	1,3,4,6,7,9	Torso/Pelvis	1,3			Yes	1,3,4,(5), 6,7,8,9		1,3,R
RIDGELINE	AWD	PU/CC	1,3,4,5,6	4,5,6	Curtain	1,3,4,6	Torso/Pelvis	1,3			Yes	1,3,4,5,6		1,3,R
RIDGELINE	FWD	PU/CC	1,3,4,5,6	4,5,6	Curtain	1,3,4,6	Torso/Pelvis	1,3			Yes	1,3,4,5,6		1,3,R



Vehicle Safety Features

Model Year 2017

Model	Drive Train	Body Style	Seat Locations	Lower Anchor and Tether Anchor Locations	SAB Type - Head	Head SAB Seat Position(s)	SAB Type	SAB Seat Position(s)	Other SAB Type - If Applicable	SAB Seat Position(s)	Side Air Bag Out of Position (OOP) Tests	Head Restraints Locations	Dynamic Head Restraints Locations	Power Windows w/ Automatic Reversal (ARS)
HYUNDAI														
ACCENT	FWD	4 DR	1,3,4,5,6	4,6	Curtain	1,3,4,6	Torso/ Pelvis	1,3			Yes	1,3,4,5,6		1,R
ACCENT 5	FWD	5 HB	1,3,4,5,6	4,6	Curtain	1,3,4,6	Torso/ Pelvis	1,3			Yes	1,3,4,5,6		1,R
AZERA	FWD	4 DR	1,3,4,5,6	4,6	Curtain	1,3,4,6	Torso/ Pelvis	1,3	Torso	4,6	Yes	1,3,4,5,6		1,3
ELANTRA	FWD	4 DR	1,3,4,5,6	4,6	Curtain	1,3,4,6	Torso/ Pelvis	1,3			Yes	1,3,4,5,6		1,R
ELANTRA GT	FWD	5 HB	1,3,4,5,6	4,6	Curtain	1,3,4,6	Torso/ Pelvis	1,3			Yes	1,3,4,5,6		1,R
IONIQ ELECTRIC	FWD	5 HB	1,3,4,5,6	4,6	Curtain	1,3,4,6	Torso/ Pelvis	1,3			Yes	1,3,4,5,6		1,3,R
IONIQ HYBRID	FWD	5 HB	1,3,4,5,6	4,6	Curtain	1,3,4,6	Torso/ Pelvis	1,3			Yes	1,3,4,5,6		1,3,R
SANTA FE	AWD	SUV	1,3,4,6,7,9 or 1,3,4,5,6,7,9	4,6	Curtain	1,3,4,6	Torso/ Pelvis	1,3			Yes	1,3,4,6,7,9 or 1,3,4,5,6,7,9		1,3
SANTA FE	FWD	SUV	1,3,4,6,7,9 or 1,3,4,5,6,7,9	4,6	Curtain	1,3,4,6	Torso/ Pelvis	1,3			Yes	1,3,4,6,7,9 or 1,3,4,5,6,7,9		1,3
SANTA FE SPORT	AWD	SUV	1,3,4,5,6	4,6	Curtain	1,3,4,6	Torso/ Pelvis	1,3			Yes	1,3,4,5,6		1,3,R



Vehicle Safety Features

Model Year 2017

Model	Drive Train	Body Style	Seat Locations	Lower Anchor and Tether Anchor Locations	SAB Type - Head	Head SAB Seat Position(s)	SAB Type	SAB Seat Position(s)	Other SAB Type - If Applicable	SAB Seat Position(s)	Side Air Bag Out of Position (OOP) Tests	Head Restraints Locations	Dynamic Head Restraints Locations	Power Windows w/ Automatic Reversal (ARS)
HYUNDAI (continued)														
SANTA FE SPORT	FWD	SUV	1,3,4,5,6	4,6	Curtain	1,3,4,6	Torso/Pelvis	1,3			Yes	1,3,4,5,6		1,3,R
SONATA	FWD	4 DR	1,3,4,5,6	4,6	Curtain	1,3,4,6	Torso/Pelvis	1,3			Yes	1,3,4,5,6		1,3
SONATA HYBRID	FWD	4 DR	1,3,4,5,6	4,6	Curtain	1,3,4,6	Torso/Pelvis	1,3			Yes	1,3,4,5,6		1,3
SONATA PLUG-IN	FWD	4 DR	1,3,4,5,6	4,6	Curtain	1,3,4,6	Torso/Pelvis	1,3			Yes	1,3,4,5,6		1,3
TUCSON	AWD	SUV	1,3,4,5,6	4,6	Curtain	1,3,4,6	Torso/Pelvis	1,3			Yes	1,3,4,5,6		1
TUCSON	FWD	SUV	1,3,4,5,6	4,6	Curtain	1,3,4,6	Torso/Pelvis	1,3			Yes	1,3,4,5,6		1
TUCSON FUEL CELL	FWD	SUV	1,3,4,5,6	4,6	Curtain	1,3,4,6	Torso/Pelvis	1,3			Yes	1,3,4,5,6	1,3	1
VELOSTER	FWD	3C	1,3,4,6	4,6	Curtain	1,3,4,6	Torso/Pelvis	1,3			Yes	1,3,4,6	1,3	1
INFINITI														
Q50	AWD	4 DR	1,3,4,5,6	4,6	Curtain	1,3,4,6	Torso/Pelvis	1,3			Yes	1,3,4,6		
Q50	RWD	4 DR	1,3,4,5,6	4,6	Curtain	1,3,4,6	Torso/Pelvis	1,3			Yes	1,3,4,6		



Vehicle Safety Features

Model Year 2017

Model	Drive Train	Body Style	Seat Locations	Lower Anchor and Tether Anchor Locations	SAB Type - Head	Head SAB Seat Position(s)	SAB Type	SAB Seat Position(s)	Other SAB Type - If Applicable	SAB Seat Position(s)	Side Air Bag Out of Position (OOP) Tests	Head Restraints Locations	Dynamic Head Restraints Locations	Power Windows w/ Automatic Reversal (ARS)
INFINITI (continued)														
Q50 HYBRID	AWD	4 DR	1,3,4,5,6	4,6	Curtain	1,3,4,6	Torso/Pelvis	1,3			Yes	1,3,4,6		
Q50 HYBRID	RWD	4 DR	1,3,4,5,6	4,6	Curtain	1,3,4,6	Torso/Pelvis	1,3			Yes	1,3,4,6		
Q60	AWD	2 DR	1,3,4,6	4,6	Curtain	1,3,4,6	Torso/Pelvis	1,3			Yes	1,3,4,6		
Q60	RWD	2 DR	1,3,4,6	4,6	Curtain	1,3,4,6	Torso/Pelvis	1,3			Yes	1,3,4,6		
Q70	AWD	4 DR	1,3,4,5,6	4,6	Curtain	1,3,4,6	Torso/Pelvis	1,3			Yes	1,3,4,6	1,3	
Q70	RWD	4 DR	1,3,4,5,6	4,6	Curtain	1,3,4,6	Torso/Pelvis	1,3			Yes	1,3,4,6	1,3	
Q70 HYBRID	RWD	4 DR	1,3,4,5,6	4,6	Curtain	1,3,4,6	Torso/Pelvis	1,3			Yes	1,3,4,6	1,3	
Q70L	AWD	4 DR	1,3,4,5,6	4,6	Curtain	1,3,4,6	Torso/Pelvis	1,3			Yes	1,3,4,6	1,3	
Q70L	RWD	4 DR	1,3,4,5,6	4,6	Curtain	1,3,4,6	Torso/Pelvis	1,3			Yes	1,3,4,6	1,3	
QX30	AWD	SW	1,3,4,5,6	4,6	Head/Torso	1,3,4,6	Torso/Pelvis	1,3			Yes	1,3,4,6		



Vehicle Safety Features

Model Year 2017

Model	Drive Train	Body Style	Seat Locations	Lower Anchor and Tether Anchor Locations	SAB Type - Head	Head SAB Seat Position(s)	SAB Type	SAB Seat Position(s)	Other SAB Type - If Applicable	SAB Seat Position(s)	Side Air Bag Out of Position (OOP) Tests	Head Restraints Locations	Dynamic Head Restraints Locations	Power Windows w/ Automatic Reversal (ARS)
INFINITI (continued)														
QX30	FWD	SW	1,3,4,5,6	4,6	Head/Torso	1,3,4,6	Torso/Pelvis	1,3			Yes	1,3,4,6		
QX50	AWD	SW	1,3,4,5,6	4,6	Curtain	1,3,4,6	Torso/Pelvis	1,3			Yes	1,3,4,6	1,3	
QX50	RWD	SW	1,3,4,5,6	4,6	Curtain	1,3,4,6	Torso/Pelvis	1,3			Yes	1,3,4,6	1,3	
QX60	AWD	SUV	1,3,4,5,6,7,9	4,6	Curtain	1,3,4,6,7,9	Torso/Pelvis	1,3			Yes	1,3,4,6,7,9		
QX60	FWD	SUV	1,3,4,5,6,7,9	4,6	Curtain	1,3,4,6,7,9	Torso/Pelvis	1,3			Yes	1,3,4,6,7,9		
QX60 HYBRID	AWD	SUV	1,3,4,5,6,7,9	4,6	Curtain	1,3,4,6,7,9	Torso/Pelvis	1,3			Yes	1,3,4,6,7,9		
QX60 HYBRID	FWD	SUV	1,3,4,5,6,7,9	4,6	Curtain	1,3,4,6,7,9	Torso/Pelvis	1,3			Yes	1,3,4,6,7,9		
QX70	AWD	SUV	1,3,4,5,6	4,6	Curtain	1,3,4,6	Torso/Pelvis	1,3			Yes	1,3,4,6	1,3	
QX70	RWD	SUV	1,3,4,5,6	4,6	Curtain	1,3,4,6	Torso/Pelvis	1,3			Yes	1,3,4,6	1,3	
QX80	AWD	SUV	1,3,4,6,7,8,9 or 1,3,4,5,6,7,8,9	4,6	Curtain	1,3,4,6,7,9	Torso/Pelvis	1,3			Yes	1,3,4,6	1,3	
QX80	RWD	SUV	1,3,4,6,7,8,9 or 1,3,4,5,6,7,8,9	4,6	Curtain	1,3,4,6,7,9	Torso/Pelvis	1,3			Yes	1,3,4,6	1,3	



Vehicle Safety Features

Model Year 2017

Model	Drive Train	Body Style	Seat Locations	Lower Anchor and Tether Anchor Locations	SAB Type - Head	Head SAB Seat Position(s)	SAB Type	SAB Seat Position(s)	Other SAB Type - If Applicable	SAB Seat Position(s)	Side Air Bag Out of Position (OOP) Tests	Head Restraints Locations	Dynamic Head Restraints Locations	Power Windows w/ Automatic Reversal (ARS)
JAGUAR														
F-PACE	AWD	SUV	1,3,4,5,6	4,6	Curtain	1,3,4,6	Torso/Pelvis	1,3			Yes	1,3,4,5,6		1,3,4,6
F-PACE	RWD	SUV	1,3,4,5,6	4,6	Curtain	1,3,4,6	Torso/Pelvis	1,3			Yes	1,3,4,5,6		1,3,4,6
F-TYPE	AWD	2 DR	1,3		Curtain	1,3	Torso/Pelvis	1,3			Yes	1,3		1,3
F-TYPE	RWD	2 DR	1,3		Curtain	1,3	Torso/Pelvis	1,3			Yes	1,3		1,3
F-TYPE	AWD	C	1,3		Head/Torso	1,3					Yes	1,3		1,3
F-TYPE	RWD	C	1,3		Head/Torso	1,3					Yes	1,3		1,3
XE	AWD	4 DR	1,3,4,5,6	4,6	Curtain	1,3,4,6	Torso/Pelvis	1,3			Yes	1,3,4,5,6		1,3,4,6
XE	RWD	4 DR	1,3,4,5,6	4,6	Curtain	1,3,4,6	Torso/Pelvis	1,3			Yes	1,3,4,5,6		1,3,4,6
XF	AWD	4 DR	1,3,4,5,6	4,6	Curtain	1,3,4,6	Torso/Pelvis	1,3			Yes	1,3,4,5,6		1,3,4,6
XF	RWD	4 DR	1,3,4,5,6	4,6	Curtain	1,3,4,6	Torso/Pelvis	1,3			Yes	1,3,4,5,6		1,3,4,6



Vehicle Safety Features

Model Year 2017

Model	Drive Train	Body Style	Seat Locations	Lower Anchor and Tether Anchor Locations	SAB Type - Head	Head SAB Seat Position(s)	SAB Type	SAB Seat Position(s)	Other SAB Type - If Applicable	SAB Seat Position(s)	Side Air Bag Out of Position (OOP) Tests	Head Restraints Locations	Dynamic Head Restraints Locations	Power Windows w/ Automatic Reversal (ARS)
JAGUAR (continued)														
XJ (LWB)	AWD	4 DR	1,3,4,5,6	4,6	Curtain	1,3,4,6	Torso/Pelvis	1,3			Yes	1,3,4,5,6	1,3	1,3,4,6
XJ (LWB)	RWD	4 DR	1,3,4,5,6	4,6	Curtain	1,3,4,6	Torso/Pelvis	1,3			Yes	1,3,4,5,6	1,3	1,3,4,6
XJ (SWB)	AWD	4 DR	1,3,4,5,6	4,6	Curtain	1,3,4,6	Torso/Pelvis	1,3			Yes	1,3,4,5,6	1,3	1,3,4,6
XJ (SWB)	RWD	4 DR	1,3,4,5,6	4,6	Curtain	1,3,4,6	Torso/Pelvis	1,3			Yes	1,3,4,5,6	1,3	1,3,4,6
JEEP														
CHEROKEE	2WD	SUV	1,3,4,5,6	4,6	Curtain	1,3,4,6	Torso/Pelvis	1,3	Pelvis	4,6	Yes	1,3,4,5,6		
CHEROKEE	4WD	SUV	1,3,4,5,6	4,6	Curtain	1,3,4,6	Torso/Pelvis	1,3	Pelvis	4,6	Yes	1,3,4,5,6		
COMPASS	4WD	SUV	1,3,4,5,6	4,6	Curtain	1,3,4,6	Torso/Pelvis	1,3			Yes	1,3,4,6	1,3	
COMPASS	FWD	SUV	1,3,4,5,6	4,6	Curtain	1,3,4,6	Torso/Pelvis	1,3			Yes	1,3,4,6	1,3	
GRAND CHEROKEE	2WD	SUV	1,3,4,5,6	4,6	Curtain	1,3,4,6	Torso/Pelvis	1,3			Yes	1,3,4,5,6	1,3	
GRAND CHEROKEE	4WD	SUV	1,3,4,5,6	4,6	Curtain	1,3,4,6	Torso/Pelvis	1,3			Yes	1,3,4,5,6	1,3	



Vehicle Safety Features

Model Year 2017

Model	Drive Train	Body Style	Seat Locations	Lower Anchor and Tether Anchor Locations	SAB Type - Head	Head SAB Seat Position(s)	SAB Type	SAB Seat Position(s)	Other SAB Type - If Applicable	SAB Seat Position(s)	Side Air Bag Out of Position (OOP) Tests	Head Restraints Locations	Dynamic Head Restraints Locations	Power Windows w/ Automatic Reversal (ARS)
JEEP (continued)														
GRAND CHEROKEE SRT	4WD	SUV	1,3,4,5,6	4,6	Curtain	1,3,4,6	Torso/Pelvis	1,3			Yes	1,3,4,5,6	1,3	
PATRIOT	4WD	SUV	1,3,4,5,6	4,6	Curtain	1,3,4,6	Torso/Pelvis	1,3			Yes	1,3,4,6	1,3	
PATRIOT	FWD	SUV	1,3,4,5,6	4,6	Curtain	1,3,4,6	Torso/Pelvis	1,3			Yes	1,3,4,6	1,3	
RENEGADE	2WD	SUV	1,3,4,5,6	4,6	Curtain	1,3,4,6	Torso/Pelvis	1,3			Yes	1,3,4,5,6		
RENEGADE	4WD	SUV	1,3,4,5,6	4,6	Curtain	1,3,4,6	Torso/Pelvis	1,3			Yes	1,3,4,5,6		
WRANGLER	4WD	SUV	1,3,4,6	4,6	Head/Torso	1,3						1,3,4,6		
WRANGLER UNLIMITED	4WD	SUV	1,3,4,5,6	4,6	Head/Torso	1,3						1,3,4,6		
KIA														
CADENZA	FWD	4 DR	1,3,4,5,6	4,6	Curtain	1,3,4,6	Torso/Pelvis	1,3	Torso	4,6	TBD	1,3,4,5,6		1,3
FORTE	FWD	4 DR	1,3,4,5,6	4,6	Curtain	1,3,4,6	Torso/Pelvis	1,3			Yes	1,3,4,5,6		1,3,R
FORTE KOUP	FWD	2 DR	1,3,4,5,6	4,6	Curtain	1,3,4,6	Torso/Pelvis	1,3			Yes	1,3,4,5,6		1,3,R



Vehicle Safety Features

Model Year 2017

Model	Drive Train	Body Style	Seat Locations	Lower Anchor and Tether Anchor Locations	SAB Type - Head	Head SAB Seat Position(s)	SAB Type	SAB Seat Position(s)	Other SAB Type - If Applicable	SAB Seat Position(s)	Side Air Bag Out of Position (OOP) Tests	Head Restraints Locations	Dynamic Head Restraints Locations	Power Windows w/ Automatic Reversal (ARS)
KIA (continued)														
FORTE5	FWD	5 HB	1,3,4,5,6	4,6	Curtain	1,3,4,6	Torso/Pelvis	1,3			Yes	1,3,4,5,6		1,3,R
K900	RWD	4 DR	1,3,4,5,6	4,6	Curtain	1,3,4,6	Torso/Pelvis	1,3	Torso	4,6	Yes	1,3,4,5,6	1,3	1,3,4,6,R
NIRO	FWD	SUV	1,3,4,5,6	4,6	Curtain	1,3,4,6	Torso/Pelvis	1,3			TBD	1,3,4,5,6		1,3,R
OPTIMA	FWD	4 DR	1,3,4,5,6	4,6	Curtain	1,3,4,6	Torso/Pelvis	1,3			Yes	1,3,4,5,6		1,3
OPTIMA HYBRID	FWD	4 DR	1,3,4,5,6	4,6	Curtain	1,3,4,6	Torso/Pelvis	1,3				1,3,4,5,6		1,3
OPTIMA PLUG-IN HYBRID	FWD	4 DR	1,3,4,5,6	4,6	Curtain	1,3,4,6	Torso/Pelvis	1,3			TBD	1,3,4,5,6		1,3
RIO	FWD	4 DR	1,3,4,5,6	4,6	Curtain	1,3,4,6	Torso/Pelvis	1,3			Yes	1,3,4,6		1,R
RIO	FWD	5 HB	1,3,4,5,6	4,6	Curtain	1,3,4,6	Torso/Pelvis	1,3			Yes	1,3,4,6		1,R
SEDONA	FWD	VAN	1,3,4,5,6,7,8,9	4,6,9	Curtain	1,3,4,6,7,9	Torso/Pelvis	1,3			Yes	1,3,4,5,6,7,8,9		1,3,4,6,R
SORENTO	AWD	SUV	1,3,4,5,6 or 1,3,4,5,6,7,9	4,6	Curtain	1,3,4,6	Torso/Pelvis	1,3			Yes	1,3,4,5,6,7,9		1,3,4,6,R



Vehicle Safety Features

Model Year 2017

Model	Drive Train	Body Style	Seat Locations	Lower Anchor and Tether Anchor Locations	SAB Type - Head	Head SAB Seat Position(s)	SAB Type	SAB Seat Position(s)	Other SAB Type - If Applicable	SAB Seat Position(s)	Side Air Bag Out of Position (OOP) Tests	Head Restraints Locations	Dynamic Head Restraints Locations	Power Windows w/ Automatic Reversal (ARS)
KIA (continued)														
SORENTO	FWD	SUV	1,3,4,5,6 or 1,3,4,5,6,7,9	4,6	Curtain	1,3,4,6	Torso/Pelvis	1,3			Yes	1,3,4,5,6,7,9		1,3,4,6,R
SOUL	FWD	SUV	1,3,4,5,6	4,6	Curtain	1,3,4,6	Torso/Pelvis	1,3			Yes	1,3,4,5,6		1,3
SOUL EV	FWD	SUV	1,3,4,5,6	4,6	Curtain	1,3,4,6	Torso/Pelvis	1,3			Yes	1,3,4,5,6		1
SPORTAGE	AWD	SUV	1,3,4,5,6	4,6	Curtain	1,3,4,6	Torso/Pelvis	1,3			Yes	1,3,4,5,6		1
SPORTAGE	FWD	SUV	1,3,4,5,6	4,6	Curtain	1,3,4,6	Torso/Pelvis	1,3			Yes	1,3,4,5,6		1
LAND ROVER														
DISCOVERY SPORT (5 SEAT)	4WD	SUV	1,3,4,5,6	4,6	Curtain	1,3,4,6	Torso/Pelvis	1,3			Yes	1,3,4,5,6		1,3,4,6
DISCOVERY SPORT (7 SEAT)	4WD	SUV	1,3,4,5,6,7,9	4,6	Curtain	1,3,4,6	Torso/Pelvis	1,3			Yes	1,3,4,5,6		1,3,4,6
RANGE ROVER (LWB)	4WD	SUV	1,3,4,5,6	4,6	Curtain	1,3,4,6	Torso/Pelvis	1,3			Yes	1,3,4,5,6		1,3,4,6
RANGE ROVER (SWB)	4WD	SUV	1,3,4,5,6	4,6	Curtain	1,3,4,6	Torso/Pelvis	1,3			Yes	1,3,4,5,6		1,3,4,6
RANGE ROVER EVOQUE (3-DOOR)	4WD	SUV	1,3,4,5,6	4,6	Curtain	1,3,4,6	Torso/Pelvis	1,3			Yes	1,3,4,5,6		1,3



Vehicle Safety Features

Model Year 2017

Model	Drive Train	Body Style	Seat Locations	Lower Anchor and Tether Anchor Locations	SAB Type - Head	Head SAB Seat Position(s)	SAB Type	SAB Seat Position(s)	Other SAB Type - If Applicable	SAB Seat Position(s)	Side Air Bag Out of Position (OOP) Tests	Head Restraints Locations	Dynamic Head Restraints Locations	Power Windows w/ Automatic Reversal (ARS)
LAND ROVER (continued)														
RANGE ROVER EVOQUE (5-DOOR)	4WD	SUV	1,3,4,5,6	4,6	Curtain	1,3,4,6	Torso/Pelvis	1,3			Yes	1,3,4,5,6		1,3,4,6
RANGE ROVER EVOQUE (CONVERTIBLE)	4WD	SUV	1,3,4,5,6	4,6	Head/Torso	1,3		1,3			Yes	1,3,4,6		1,3,4,6
RANGE ROVER SPORT (5 SEAT)	4WD	SUV	1,3,4,5,6	4,6	Curtain	1,3,4,6	Torso/Pelvis	1,3			Yes	1,3,4,5,6		1,3,4,6
RANGE ROVER SPORT (7 SEAT)	4WD	SUV	1,3,4,5,6,7,9	4,6	Curtain	1,3,4,6,7,9	Torso/Pelvis	1,3			Yes	1,3,4,5,6,7,9		1,3,4,6
LEXUS														
CT200H	FWD	5 HB	1,3,4,5,6	4,6	Curtain	1,3,4,6	Torso/Pelvis	1,3			Yes	1,3,4,5,6		1,3,4,6
ES300H	FWD	4 DR	1,3,4,5,6	4,6	Curtain	1,3,4,6	Torso/Pelvis	1,3,4,6			Yes	1,3,4,5,6		1,3,4,6
ES350	FWD	4 DR	1,3,4,5,6	4,6	Curtain	1,3,4,6	Torso/Pelvis	1,3,4,6			Yes	1,3,4,5,6		1,3,4,6
GS F	RWD	4 DR	1,3,4,5,6	4,6	Curtain	1,3,4,6	Torso/Pelvis	1,3,4,6			Yes	1,3,4,5,6		1,3,4,6
GS200T	AWD	4 DR	1,3,4,5,6	4,6	Curtain	1,3,4,6	Torso/Pelvis	1,3,4,6			Yes	1,3,4,5,6		1,3,4,6,R
GS200T	RWD	4 DR	1,3,4,5,6	4,6	Curtain	1,3,4,6	Torso/Pelvis	1,3,4,6			Yes	1,3,4,5,6		1,3,4,6,R



Vehicle Safety Features

Model Year 2017

Model	Drive Train	Body Style	Seat Locations	Lower Anchor and Tether Anchor Locations	SAB Type - Head	Head SAB Seat Position(s)	SAB Type	SAB Seat Position(s)	Other SAB Type - If Applicable	SAB Seat Position(s)	Side Air Bag Out of Position (OOP) Tests	Head Restraints Locations	Dynamic Head Restraints Locations	Power Windows w/ Automatic Reversal (ARS)
LEXUS (continued)														
GS350	AWD	4 DR	1,3,4,5,6	4,6	Curtain	1,3,4,6	Torso/Pelvis	1,3,4,6			Yes	1,3,4,5,6		1,3,4,6,R
GS350	RWD	4 DR	1,3,4,5,6	4,6	Curtain	1,3,4,6	Torso/Pelvis	1,3,4,6			Yes	1,3,4,5,6		1,3,4,6,R
GS450H	RWD	4 DR	1,3,4,5,6	4,6	Curtain	1,3,4,6	Torso/Pelvis	1,3,4,6			Yes	1,3,4,5,6		1,3,4,6,R
GX460	AWD	SUV	1,3,4,6,7,9 or 1,3,4,5,6,7,9	4,6	Curtain	1,3,4,6,7,9	Torso	4,6	Torso/Pelvis	1,3	Yes	1,3,4,6,7,9 or 1,3,4,5,6,7,9	1,3	1,3,4,6,R
IS200T	RWD	4 DR	1,3,4,5,6	4,6	Curtain	1,3,4,6	Torso/Pelvis	1,3,4,6			Yes	1,3,4,5,6		1,3,4,6,R
IS300	AWD	4 DR	1,3,4,5,6	4,6	Curtain	1,3,4,6	Torso/Pelvis	1,3,4,6			Yes	1,3,4,5,6		1,3,4,6,R
IS350	AWD	4 DR	1,3,4,5,6	4,6	Curtain	1,3,4,6	Torso/Pelvis	1,3,4,6			Yes	1,3,4,5,6		1,3,4,6,R
IS350	RWD	4 DR	1,3,4,5,6	4,6	Curtain	1,3,4,6	Torso/Pelvis	1,3,4,6			Yes	1,3,4,5,6		1,3,4,6,R
LS460	AWD	4 DR	1,3,4,5,6	4,6	Curtain	1,3,4,6	Torso	4,6	Torso/Pelvis	1,3	Yes	1,3,4,5,6	1,3	1,3,4,6,R
LS460	RWD	4 DR	1,3,4,5,6	4,6	Curtain	1,3,4,6	Torso	4,6	Torso/Pelvis	1,3	Yes	1,3,4,5,6	1,3	1,3,4,6,R
LS460L	AWD	4 DR	1,3,4,6 or 1,3,4,5,6	4,6	Curtain	1,3,4,6	Torso	4,6	Torso/Pelvis	1,3	Yes	1,3,4,6 or 1,3,4,5,6	1,3	1,3,4,6,R



Vehicle Safety Features

Model Year 2017

Model	Drive Train	Body Style	Seat Locations	Lower Anchor and Tether Anchor Locations	SAB Type - Head	Head SAB Seat Position(s)	SAB Type	SAB Seat Position(s)	Other SAB Type - If Applicable	SAB Seat Position(s)	Side Air Bag Out of Position (OOP) Tests	Head Restraints Locations	Dynamic Head Restraints Locations	Power Windows w/ Automatic Reversal (ARS)	
LEXUS (continued)															
LS460L	RWD	4 DR	1,3,4,6 or 1,3,4,5,6	4,6	Curtain	1,3,4,6	Torso	4,6	Torso/Pelvis	1,3	Yes	1,3,4,6 or 1,3,4,5,6	1,3	1,3,4,6,R	
LX570	AWD	SUV	1,3,4,5,6,7,8,9	4,6	Curtain	1,3,4,6,7,9	Torso	1,3,4,6			Yes	1,3,4,5,6,7,8,9	1,3	1,3,4,6,R	
NX200T	AWD	SUV	1,3,4,5,6	4,6	Curtain	1,3,4,6	Torso/Pelvis	1,3			Yes	1,3,4,5,6		1,3,4,6,R	
NX200T	FWD	SUV	1,3,4,5,6	4,6	Curtain	1,3,4,6	Torso/Pelvis	1,3			Yes	1,3,4,5,6		1,3,4,6,R	
NX300H	AWD	SUV	1,3,4,5,6	4,6	Curtain	1,3,4,6	Torso/Pelvis	1,3			Yes	1,3,4,5,6		1,3,4,6,R	
NX300H	FWD	SUV	1,3,4,5,6	4,6	Curtain	1,3,4,6	Torso/Pelvis	1,3			Yes	1,3,4,5,6		1,3,4,6,R	
RC F	RWD	2 DR	1,3,4,6	4,6	Curtain	1,3,4,6	Torso/Pelvis	1,3			Yes	1,3,4,6		1,3,R	
RC200T	AWD	2 DR	1,3,4,6	4,6	Curtain	1,3,4,6	Torso/Pelvis	1,3			Yes	1,3,4,6		1,3,R	
RC200T	RWD	2 DR	1,3,4,6	4,6	Curtain	1,3,4,6	Torso/Pelvis	1,3			Yes	1,3,4,6		1,3,R	
RC300	AWD	2 DR	1,3,4,6	4,6	Curtain	1,3,4,6	Torso/Pelvis	1,3			Yes	1,3,4,6		1,3,R	
RC300	RWD	2 DR	1,3,4,6	4,6	Curtain	1,3,4,6	Torso/Pelvis	1,3			Yes	1,3,4,6		1,3,R	



Vehicle Safety Features

Model Year 2017

Model	Drive Train	Body Style	Seat Locations	Lower Anchor and Tether Anchor Locations	SAB Type - Head	Head SAB Seat Position(s)	SAB Type	SAB Seat Position(s)	Other SAB Type - If Applicable	SAB Seat Position(s)	Side Air Bag Out of Position (OOP) Tests	Head Restraints Locations	Dynamic Head Restraints Locations	Power Windows w/ Automatic Reversal (ARS)
LEXUS (continued)														
RC350	AWD	2 DR	1,3,4,6	4,6	Curtain	1,3,4,6	Torso/Pelvis	1,3			Yes	1,3,4,6		1,3,R
RC350	RWD	2 DR	1,3,4,6	4,6	Curtain	1,3,4,6	Torso/Pelvis	1,3			Yes	1,3,4,6		1,3,R
RX350	AWD	SUV	1,3,4,5,6	4,6	Curtain	1,3,4,6	Torso	4,6	Torso/Pelvis	1,3	Yes	1,3,4,5,6		1,3,4,6,R
RX350	FWD	SUV	1,3,4,5,6	4,6	Curtain	1,3,4,6	Torso	4,6	Torso/Pelvis	1,3	Yes	1,3,4,5,6		1,3,4,6,R
RX450H	AWD	SUV	1,3,4,5,6	4,6	Curtain	1,3,4,6	Torso	4,6	Torso/Pelvis	1,3	Yes	1,3,4,5,6		1,3,4,6,R
RX450H	FWD	SUV	1,3,4,5,6	4,6	Curtain	1,3,4,6	Torso	4,6	Torso/Pelvis	1,3	Yes	1,3,4,5,6		1,3,4,6,R
LINCOLN														
CONTINENTAL	AWD	4 DR	1,3,4,5,6	4,6	Curtain	1,3,4,6	Torso/Pelvis	1,3			Yes	1,3,4,5,6		1,3,4,6
CONTINENTAL	RWD	4 DR	1,3,4,5,6	4,6	Curtain	1,3,4,6	Torso/Pelvis	1,3			Yes	1,3,4,5,6		1,3,4,6
MKC	AWD	SUV	1,3,4,5,6	4,6	Curtain	1,3,4,6	Torso/Pelvis	1,3			Yes	1,3,4,5,6		1,3,4,6
MKC	FWD	SUV	1,3,4,5,6	4,6	Curtain	1,3,4,6	Torso/Pelvis	1,3			Yes	1,3,4,5,6		1,3,4,6



Vehicle Safety Features

Model Year 2017

Model	Drive Train	Body Style	Seat Locations	Lower Anchor and Tether Anchor Locations	SAB Type - Head	Head SAB Seat Position(s)	SAB Type	SAB Seat Position(s)	Other SAB Type - If Applicable	SAB Seat Position(s)	Side Air Bag Out of Position (OOP) Tests	Head Restraints Locations	Dynamic Head Restraints Locations	Power Windows w/ Automatic Reversal (ARS)
LINCOLN (continued)														
MKT	AWD	SUV	6 = 1,3,4,6,7,9; 7 = 1,3,4,5,6,7,9	4,6,9	Curtain	1,3,4,6,7,9	Torso	1,3			Yes	1,3,4,6,7,9		1,3,4,6
MKT	FWD	SUV	6 = 1,3,4,6,7,9; 7 = 1,3,4,5,6,7,9	4,6,9	Curtain	1,3,4,6,7,9	Torso	1,3			Yes	1,3,4,6,7,9		1,3,4,6
MKX	AWD	SUV	1,3,4,5,6	4,6	Curtain	1,3,4,6	Torso/ Pelvis	1,3			Yes	1,3,4,5,6		1,3,4,6,R
MKX	FWD	SUV	1,3,4,5,6	4,6	Curtain	1,3,4,6	Torso/ Pelvis	1,3			Yes	1,3,4,5,6		1,3,4,6,R
MKZ	AWD	4 DR	1,3,4,5,6	4,6	Curtain	1,3,4,6	Torso/ Pelvis	1,3			Yes	1,3,4,6		1,3,4,6,R
MKZ	FWD	4 DR	1,3,4,5,6	4,6	Curtain	1,3,4,6	Torso/ Pelvis	1,3			Yes	1,3,4,6		1,3,4,6,R
MKZ HEV	FWD	4 DR	1,3,4,5,6	4,6	Curtain	1,3,4,6	Torso/ Pelvis	1,3			Yes	1,3,4,6		1,3,4,6,R
NAVIGATOR	4x2	EXTENDED SUV	8 = 1,3,4,5,6,7,8,9; 7 = 1,3,4,6,7,8,9	4,(5),6	Curtain	1,3,4,6,7,9	Torso	1,3			Yes	1,3,4,6,7,9		
NAVIGATOR	4x4	EXTENDED SUV	8 = 1,3,4,5,6,7,8,9; 7 = 1,3,4,6,7,8,9	4,(5),6	Curtain	1,3,4,6,7,9	Torso	1,3			Yes	1,3,4,6,7,9		
NAVIGATOR	4x2	SUV	8 = 1,3,4,5,6,7,8,9; 7 = 1,3,4,6,7,8,9	4,(5),6	Curtain	1,3,4,6,7,9	Torso	1,3			Yes	1,3,4,6,7,9		
NAVIGATOR	4x4	SUV	8 = 1,3,4,5,6,7,8,9; 7 = 1,3,4,6,7,8,9	4,(5),6	Curtain	1,3,4,6,7,9	Torso	1,3			Yes	1,3,4,6,7,9		



Vehicle Safety Features

Model Year 2017

Model	Drive Train	Body Style	Seat Locations	Lower Anchor and Tether Anchor Locations	SAB Type - Head	Head SAB Seat Position(s)	SAB Type	SAB Seat Position(s)	Other SAB Type - If Applicable	SAB Seat Position(s)	Side Air Bag Out of Position (OOP) Tests	Head Restraints Locations	Dynamic Head Restraints Locations	Power Windows w/ Automatic Reversal (ARS)
MASERATI														
GHIBLI	AWD	4 DR	1,3,4,5,6	4,6	Curtain	1,3,4,6	Torso/Pelvis	1,3			Yes	1,3,4,5,6		1,3,4,6
GHIBLI	RWD	4 DR	1,3,4,5,6	4,6	Curtain	1,3,4,6	Torso/Pelvis	1,3			Yes	1,3,4,5,6		1,3,4,6
GRAN TURISMO	RWD	2 DR	1,3,4,6	4,6	Head/Torso	1,3	Torso	1,3			No	1,3,4,6		
GRAN TURISMO	RWD	C	1,3,4,6		Head/Torso	1,3	Torso	1,3			No	1,3,4,6		
LEVANTE	AWD	SUV	1,3,4,5,6	4,6	Curtain	1,3,4,6	Torso/Pelvis	1,3			Yes	1,3,4,5,6		1,3,4,6
QUATTROPORTE	AWD	4 DR	1,3,4,6 or 1,3,4,5,6	4,6	Curtain	1,3,4,6	Torso/Pelvis	1,3			Yes	1,3,4,5,6		1,3,4,6
QUATTROPORTE	RWD	4 DR	1,3,4,6 or 1,3,4,5,6	4,6	Curtain	1,3,4,6	Torso/Pelvis	1,3			Yes	1,3,4,5,6		1,3,4,6
MAZDA														
CX-3	AWD	SUV	1,3,4,5,6	4,6	Curtain	1,3,4,6	Torso/Pelvis	1,3			Yes	1,3,4,5,6		1
CX-3	FWD	SUV	1,3,4,5,6	4,6	Curtain	1,3,4,6	Torso/Pelvis	1,3			Yes	1,3,4,5,6		1
CX-5	AWD	SUV	1,3,4,5,6	4,6	Curtain	1,3,4,6	Torso/Pelvis	1,3			Yes	1,3,4,5,6		1,R



Vehicle Safety Features

Model Year 2017

Model	Drive Train	Body Style	Seat Locations	Lower Anchor and Tether Anchor Locations	SAB Type - Head	Head SAB Seat Position(s)	SAB Type	SAB Seat Position(s)	Other SAB Type - If Applicable	SAB Seat Position(s)	Side Air Bag Out of Position (OOP) Tests	Head Restraints Locations	Dynamic Head Restraints Locations	Power Windows w/ Automatic Reversal (ARS)
MAZDA (continued)														
CX-5	FWD	SUV	1,3,4,5,6	4,6	Curtain	1,3,4,6	Torso/Pelvis	1,3			Yes	1,3,4,5,6		1,R
CX-9	AWD	SUV	1,3,4,5,6,7,9	4,6	Curtain	1,3,4,6,7,9	Torso/Pelvis	1,3			Yes	1,3,4,5,6,7,9		1,3,4,6,R
CX-9	FWD	SUV	1,3,4,5,6,7,9	4,6	Curtain	1,3,4,6,7,9	Torso/Pelvis	1,3			Yes	1,3,4,5,6,7,9		1,3,4,6,R
MAZDA2	FWD	5 HB	1,3,4,5,6	4,6	Curtain	1,3,4,6	Torso/Pelvis	1,3			Yes	1,3,4,5,6		1
MAZDA3	FWD	4 DR	1,3,4,5,6	4,6	Curtain	1,3,4,6	Torso/Pelvis	1,3			Yes	1,3,4,5,6		1
MAZDA3	FWD	5 HB	1,3,4,5,6	4,6	Curtain	1,3,4,6	Torso/Pelvis	1,3			Yes	1,3,4,5,6		1
MAZDA6	FWD	4 DR	1,3,4,5,6	4,6	Curtain	1,3,4,6	Torso/Pelvis	1,3			Yes	1,3,4,5,6		1,3,4,6,R
MX-5	RWD	C	1,3		Head/Torso	1,3	Torso/Pelvis	1,3			Yes	1,3		
MERCEDES-BENZ														
AMG GT S	RWD	2 DR	1,3		Curtain	1,3	Torso/Pelvis	1,3			Yes	1,3	1,3	
B-CLASS E-CELL	FWD	4 DR	1,3,4,5,6	4,6	Curtain	1,3,4,6	Torso/Pelvis	1,3,4,6			Yes	1,3,4,5,6		1,3,4,6,R



Vehicle Safety Features

Model Year 2017

Model	Drive Train	Body Style	Seat Locations	Lower Anchor and Tether Anchor Locations	SAB Type - Head	Head SAB Seat Position(s)	SAB Type	SAB Seat Position(s)	Other SAB Type - If Applicable	SAB Seat Position(s)	Side Air Bag Out of Position (OOP) Tests	Head Restraints Locations	Dynamic Head Restraints Locations	Power Windows w/ Automatic Reversal (ARS)
MERCEDES-BENZ (continued)														
C-CLASS	4WD	2 DR	1,3,4,6	4,6	Curtain	1,3,4,6	Torso/Pelvis	1,3,4,6			Yes	1,3,4,6	1,3	1,3,R
C-CLASS	RWD	2 DR	1,3,4,6	4,6	Curtain	1,3,4,6	Torso/Pelvis	1,3,4,6			Yes	1,3,4,6	1,3	1,3,R
C-CLASS	4WD	4 DR	1,3,4,5,6	4,6	Curtain	1,3,4,6	Torso/Pelvis	1,3,4,6			Yes	1,3,4,5,6		1,3,4,6,R
C-CLASS	RWD	4 DR	1,3,4,5,6	4,6	Curtain	1,3,4,6	Torso/Pelvis	1,3,4,6			Yes	1,3,4,5,6		1,3,4,6,R
C-CLASS	4WD	C	1,3,4,6	4,6	Head	1,3,4,6	Torso/Pelvis	1,3,4,6			Yes	1,3,4,6	1,3	1,3
C-CLASS	RWD	C	1,3,4,6	4,6	Head	1,3,4,6	Torso/Pelvis	1,3,4,6			Yes	1,3,4,6	1,3	1,3
C-CLASS HYBRID	RWD	4 DR	1,3,4,5,6	4,6	Curtain	1,3,4,6	Torso/Pelvis	1,3,4,6			Yes	1,3,4,5,6	1,3	1,3,4,6,R
CLA-CLASS	4WD	4 DR	1,3,4,5,6	4,6	Curtain	1,3,4,6	Torso/Pelvis	1,3,4,6			Yes	1,3,4,5,6		1,3,4,6,R
CLA-CLASS	FWD	4 DR	1,3,4,5,6	4,6	Curtain	1,3,4,6	Torso/Pelvis	1,3,4,6			Yes	1,3,4,5,6		1,3,4,6,R
CL-CLASS	4WD	2 DR	1,3,4,6	4,6	Curtain	1,3,4,6	Torso	1,3,4,6			Yes	1,3,4,6		1,3,4,6,R
CL-CLASS	RWD	2 DR	1,3,4,6	4,6	Curtain	1,3,4,6	Torso	1,3,4,6			Yes	1,3,4,6		1,3,4,6,R



Vehicle Safety Features

Model Year 2017

Model	Drive Train	Body Style	Seat Locations	Lower Anchor and Tether Anchor Locations	SAB Type - Head	Head SAB Seat Position(s)	SAB Type	SAB Seat Position(s)	Other SAB Type - If Applicable	SAB Seat Position(s)	Side Air Bag Out of Position (OOP) Tests	Head Restraints Locations	Dynamic Head Restraints Locations	Power Windows w/ Automatic Reversal (ARS)
MERCEDES-BENZ (continued)														
CLS-CLASS	4WD	4 DR	1,3,4,6	4,6	Curtain	1,3,4,6	Torso	1,3,4,6	Pelvis	1,3	Yes	1,3,4,6	1,3	1,3,4,6,R
CLS-CLASS	RWD	4 DR	1,3,4,6	4,6	Curtain	1,3,4,6	Torso	1,3,4,6	Pelvis	1,3	Yes	1,3,4,6	1,3	1,3,4,6,R
E-CLASS	4WD	2 DR	1,3,4,6	4,6	Curtain	1,3,4,6	Torso	1,3,4,6	Pelvis	1,3	Yes	1,3,4,6	1,3	1,3,R
E-CLASS	RWD	2 DR	1,3,4,6	4,6	Curtain	1,3,4,6	Torso	1,3,4,6	Pelvis	1,3	Yes	1,3,4,6	1,3	1,3,R
E-CLASS	4WD	4 DR	1,3,4,5,6	4,6	Curtain	1,3,4,6	Torso/ Pelvis	1,3,4,6			Yes	1,3,4,5,6	1,3	1,3,4,6,R
E-CLASS	RWD	4 DR	1,3,4,5,6	4,6	Curtain	1,3,4,6	Torso/ Pelvis	1,3,4,6			Yes	1,3,4,5,6	1,3	1,3,4,6,R
E-CLASS	4WD	SW	1,3,4,5,6	4,6	Curtain	1,3,4,6	Torso/ Pelvis	1,3,4,6			Yes	1,3,4,5,6	1,3	1,3,4,6,R
E-CLASS	RWD	SW	1,3,4,5,6	4,6	Curtain	1,3,4,6	Torso/ Pelvis	1,3,4,6			Yes	1,3,4,5,6	1,3	1,3,4,6,R
E-CLASS	4WD	C	1,3,4,6	4,6	Head	1,3	Torso	1,3,4,6	Pelvis	1,3	Yes	1,3,4,6	1,3	1,3
E-CLASS	RWD	C	1,3,4,6	4,6	Head	1,3	Torso	1,3,4,6	Pelvis	1,3	Yes	1,3,4,6	1,3	1,3
G-CLASS	AWD	SUV	1,3,4,(5),6	4,6	Curtain	1,3,4,6					No	1,3,4,5,6	1,3	



Vehicle Safety Features

Model Year 2017

Model	Drive Train	Body Style	Seat Locations	Lower Anchor and Tether Anchor Locations	SAB Type - Head	Head SAB Seat Position(s)	SAB Type	SAB Seat Position(s)	Other SAB Type - If Applicable	SAB Seat Position(s)	Side Air Bag Out of Position (OOP) Tests	Head Restraints Locations	Dynamic Head Restraints Locations	Power Windows w/ Automatic Reversal (ARS)
MERCEDES-BENZ (continued)														
GLA-CLASS	4WD	4 DR	1,3,4,5,6	4,6	Curtain	1,3,4,6	Torso/Pelvis	1,3,4,6			Yes	1,3,4,5,6		1,3,4,6,R
GLA-CLASS	FWD	4 DR	1,3,4,5,6	4,6	Curtain	1,3,4,6	Torso/Pelvis	1,3,4,6			Yes	1,3,4,5,6		1,3,4,6,R
GLC-CLASS	4WD	4 DR	1,3,4,5,6	4,6	Curtain	1,3,4,6	Torso/Pelvis	1,3,4,6			Yes	1,3,4,5,6		1,3,4,6,R
GLC-CLASS	RWD	4 DR	1,3,4,5,6	4,6	Curtain	1,3,4,6	Torso/Pelvis	1,3,4,6			Yes	1,3,4,5,6		1,3,4,6,R
GLC-CLASS COUPE	4WD	4 DR	1,3,4,5,6	4,6	Curtain	1,3,4,6	Torso/Pelvis	1,3,4,6			Yes	1,3,4,5,6	1,3	1,3,4,6,R
GLC-CLASS COUPE	RWD	4 DR	1,3,4,5,6	4,6	Curtain	1,3,4,6	Torso/Pelvis	1,3,4,6			Yes	1,3,4,5,6	1,3	1,3,4,6,R
GLE-CLASS	4WD	SUV	1,3,4,5,6	4,6	Curtain	1,3,4,6	Torso/Pelvis	1,3,4,6			Yes	1,3,4,5,6		1,3,4,6,R
GLE-CLASS	RWD	SUV	1,3,4,5,6	4,6	Curtain	1,3,4,6	Torso/Pelvis	1,3,4,6			Yes	1,3,4,5,6		1,3,4,6,R
GLE-CLASS COUPE	4WD	SUV	1,3,4,5,6	4,6	Curtain	1,3,4,6	Torso/Pelvis	1,3,4,6			Yes	1,3,4,5,6		1,3,4,6,R
GLE-CLASS COUPE	RWD	SUV	1,3,4,5,6	4,6	Curtain	1,3,4,6	Torso/Pelvis	1,3,4,6			Yes	1,3,4,5,6		1,3,4,6,R
GLE-CLASS HYBRID	4WD	SUV	1,3,4,5,6	4,6	Curtain	1,3,4,6	Torso/Pelvis	1,3,4,6			Yes	1,3,4,5,6		1,3,4,6,R



Vehicle Safety Features

Model Year 2017

Model	Drive Train	Body Style	Seat Locations	Lower Anchor and Tether Anchor Locations	SAB Type - Head	Head SAB Seat Position(s)	SAB Type	SAB Seat Position(s)	Other SAB Type - If Applicable	SAB Seat Position(s)	Side Air Bag Out of Position (OOP) Tests	Head Restraints Locations	Dynamic Head Restraints Locations	Power Windows w/ Automatic Reversal (ARS)
MERCEDES-BENZ (continued)														
GLE-CLASS HYBRID	RWD	SUV	1,3,4,5,6	4,6	Curtain	1,3,4,6	Torso/Pelvis	1,3,4,6			Yes	1,3,4,5,6		1,3,4,6,R
GLS-CLASS	4WD	SUV	1,3,4,5,6,7,9	4,6,7,9	Curtain	1,3,4,6,7,9	Torso/Pelvis	1,3,4,6			Yes	1,3,4,5,6,7,9		1,3,4,6,7,9,R
S-CLASS	4WD	4 DR	1,3,4,(5),6	4,6	Curtain	1,3,4,6	Torso/Pelvis	1,3,4,6			Yes	1,3,4,5,6		1,3,4,6,R
S-CLASS	RWD	4 DR	1,3,4,(5),6	4,6	Curtain	1,3,4,6	Torso/Pelvis	1,3,4,6			Yes	1,3,4,5,6		1,3,4,6,R
S-CLASS	4WD	C	1,3,4,6	4,6	Head	1,3	Torso/Pelvis	1,3,4,6			Yes	1,3,4,6	1,3	1,3
S-CLASS	RWD	C	1,3,4,6	4,6	Head	1,3	Torso/Pelvis	1,3,4,6			Yes	1,3,4,6	1,3	1,3
S-CLASS HYBRID	4WD	4 DR	1,3,4,(5),6	4,6	Curtain	1,3,4,6	Torso/Pelvis	1,3,4,6			Yes	1,3,4,5,6		1,3,4,6,R
S-CLASS HYBRID	RWD	4 DR	1,3,4,(5),6	4,6	Curtain	1,3,4,6	Torso/Pelvis	1,3,4,6			Yes	1,3,4,5,6		1,3,4,6,R
SLC-CLASS	RWD	C	1,3		Head	1,3	Torso	1,3			Yes	1,3	1,3	1,3
SL-CLASS	RWD	C	1,3		Head	1,3	Torso	1,3			Yes	1,3	1,3	1,3



Vehicle Safety Features

Model Year 2017

Model	Drive Train	Body Style	Seat Locations	Lower Anchor and Tether Anchor Locations	SAB Type - Head	Head SAB Seat Position(s)	SAB Type	SAB Seat Position(s)	Other SAB Type - If Applicable	SAB Seat Position(s)	Side Air Bag Out of Position (OOP) Tests	Head Restraints Locations	Dynamic Head Restraints Locations	Power Windows w/ Automatic Reversal (ARS)
MERCEDES-MAYBACH														
S-CLASS	4WD	4 DR	1,3,4,(5),6	4,6	Curtain	1,3,4,6	Torso/ Pelvis	1,3,4,6			Yes	1,3,4,5,6		1,3,4,6,R
S-CLASS	RWD	4 DR	1,3,4,(5),6	4,6	Curtain	1,3,4,6	Torso/ Pelvis	1,3,4,6			Yes	1,3,4,5,6		1,3,4,6,R
MINI														
CLUBMAN	FWD	5 HB	1,3,4,5,6	4,6	Curtain	1,3,4,6	Torso	1,3			Yes	1,3,4,5,6		1,3,4,6,R
CLUBMAN ALL4	AWD	5 HB	1,3,4,5,6	4,6	Curtain	1,3,4,6	Torso	1,3			Yes	1,3,4,5,6		1,3,4,6,R
CONVERTIBLE	FWD	C	1,3,4,6		Head/ Torso	1,3					Yes	1,3,4,6		1,3,4,6,R
HARDTOP	FWD	3 HB	1,3,4,6	4,6	Curtain	1,3,4,6	Torso	1,3			Yes	1,3,4,6		1,3,R
HARDTOP	FWD	5 HB	1,3,4,5,6	4,6	Curtain	1,3,4,6	Torso	1,3			Yes	1,3,4,5,6		1,3,4,6,R
MITSUBISHI														
IMIEV	RWD	5 HB	1,3,4,6	4,6	Curtain	1,3,4,6	Torso/ Pelvis	1,3			Yes	1,3,4,6		
LANCER	AWD	4 DR	1,3,4,5,6	4,6	Curtain	1,3,4,6	Torso/ Pelvis	1,3			Yes	1,3,4,5,6		1,R



Vehicle Safety Features

Model Year 2017

Model	Drive Train	Body Style	Seat Locations	Lower Anchor and Tether Anchor Locations	SAB Type - Head	Head SAB Seat Position(s)	SAB Type	SAB Seat Position(s)	Other SAB Type - If Applicable	SAB Seat Position(s)	Side Air Bag Out of Position (OOP) Tests	Head Restraints Locations	Dynamic Head Restraints Locations	Power Windows w/ Automatic Reversal (ARS)
MITSUBISHI (continued)														
LANCER	FWD	4 DR	1,3,4,5,6	4,6	Curtain	1,3,4,6	Torso/Pelvis	1,3			Yes	1,3,4,5,6		1,R
MIRAGE	FWD	5 HB	1,3,4,5,6	4,6	Curtain	1,3,4,6	Torso/Pelvis	1,3			Yes	1,3,4,6		1
MIRAGE G4	FWD	4 DR	1,3,4,5,6	4,6	Curtain	1,3,4,6	Torso/Pelvis	1,3			Yes	1,3,4,6		1
OUTLANDER	AWD	SUV	1,3,4,5,6,3rd row right and 3rd row left	4,6	Curtain	1,3,4,6	Torso/Pelvis	1,3			Yes	1,3,4,5,6,7,9		1,R
OUTLANDER	FWD	SUV	1,3,4,5,6,3rd row right and 3rd row left	4,6	Curtain	1,3,4,6	Torso/Pelvis	1,3			Yes	1,3,4,5,6,7,9		1,R
OUTLANDER SPORT	AWD	SUV	1,3,4,5,6	4,6	Curtain	1,3,4,6	Torso/Pelvis	1,3			Yes	1,3,4,5,6		1
OUTLANDER SPORT	FWD	SUV	1,3,4,5,6	4,6	Curtain	1,3,4,6	Torso/Pelvis	1,3			Yes	1,3,4,5,6		1
NISSAN														
370Z	RWD	2 DR	1,3		Curtain	1,3	Torso/Pelvis	1,3			Yes	1,3	1,3	
370Z ROADSTER	RWD	C	1,3		Curtain	1,3	Torso/Pelvis	1,3			Yes	1,3	1,3	
ALTIMA	FWD	4 DR	1,3,4,5,6	4,6	Curtain	1,3,4,6	Torso/Pelvis	1,3			Yes	1,3,4,6		



Vehicle Safety Features

Model Year 2017

Model	Drive Train	Body Style	Seat Locations	Lower Anchor and Tether Anchor Locations	SAB Type - Head	Head SAB Seat Position(s)	SAB Type	SAB Seat Position(s)	Other SAB Type - If Applicable	SAB Seat Position(s)	Side Air Bag Out of Position (OOP) Tests	Head Restraints Locations	Dynamic Head Restraints Locations	Power Windows w/ Automatic Reversal (ARS)
NISSAN (continued)														
ARMADA	AWD	SUV	1,3,4,6,7,8,9 or 1,3,4,5,6,7,8,9	4,6	Curtain	1,3,4,6,7,9	Torso/Pelvis	1,3			Yes	1,3,4,6	1,3	
ARMADA	RWD	SUV	1,3,4,6,7,8,9 or 1,3,4,5,6,7,8,9	4,6	Curtain	1,3,4,6,7,9	Torso/Pelvis	1,3			Yes	1,3,4,6	1,3	
FRONTIER	AWD	PU/CC	1,3,4,5,6	4,6	Curtain	1,3,4,6	Torso/Pelvis	1,3			Yes	1,3,4,6	1,3	
FRONTIER	RWD	PU/CC	1,3,4,5,6	4,6	Curtain	1,3,4,6	Torso/Pelvis	1,3			Yes	1,3,4,6	1,3	
FRONTIER	AWD	PU/EC	1,3,4,6	4,6	Curtain	1,3,4,6	Torso/Pelvis	1,3			Yes	1,3,4,6	1,3	
FRONTIER	RWD	PU/EC	1,3,4,6	4,6	Curtain	1,3,4,6	Torso/Pelvis	1,3			Yes	1,3,4,6	1,3	
GTR	AWD	2 DR	1,3,4,6	4,6	Curtain	1,3	Torso/Pelvis	1,3			Yes	1,3		
JUKE	AWD	SUV	1,3,4,5,6	4,6	Curtain	1,3,4,6	Torso/Pelvis	1,3			Yes	1,3,4,6	1,3	
JUKE	FWD	SUV	1,3,4,5,6	4,6	Curtain	1,3,4,6	Torso/Pelvis	1,3			Yes	1,3,4,6	1,3	
MAXIMA	FWD	4 DR	1,3,4,5,6	4,6	Curtain	1,3,4,6	Torso/Pelvis	1,3			Yes	1,3,4,6		



Vehicle Safety Features

Model Year 2017

Model	Drive Train	Body Style	Seat Locations	Lower Anchor and Tether Anchor Locations	SAB Type - Head	Head SAB Seat Position(s)	SAB Type	SAB Seat Position(s)	Other SAB Type - If Applicable	SAB Seat Position(s)	Side Air Bag Out of Position (OOP) Tests	Head Restraints Locations	Dynamic Head Restraints Locations	Power Windows w/ Automatic Reversal (ARS)
NISSAN (continued)														
MURANO	AWD	SUV	1,3,4,5,6	4,6	Curtain	1,3,4,6	Torso/ Pelvis	1,3			Yes	1,3,4,6		
MURANO	FWD	SUV	1,3,4,5,6	4,6	Curtain	1,3,4,6	Torso/ Pelvis	1,3			Yes	1,3,4,6		
NV1500	RWD	VAN	1,3		Curtain	1,3	Torso	1,3			Yes	1,3		
NV200	FWD	VAN	1,3		Curtain	1,3	Torso/ Pelvis	1,3			Yes	1,3		
NV2500	RWD	VAN	1,3		Curtain	1,3	Torso	1,3			Yes	1,3		
NV3500	RWD	VAN	1,3,4,5,6,7,8, 9,10,11,12,13	4,6,7,9,10,13	Curtain	1,3,4,6,7, 9,10,13	Torso	1,3			Yes	1,3,4,5,6,7,8, 9,10,11,12,13		
PATHFINDER	AWD	SUV	1,3,4,5,6,7,9	4,6	Curtain	1,3,4,6,7,9	Torso/ Pelvis	1,3			Yes	1,3,4,6,7,9		
PATHFINDER	FWD	SUV	1,3,4,5,6,7,9	4,6	Curtain	1,3,4,6,7,9	Torso/ Pelvis	1,3			Yes	1,3,4,6,7,9		
QUEST	FWD	VAN	1,3,4,6,7,8,9	4,6	Curtain	1,3,4,6,7,9	Torso/ Pelvis	1,3			Yes	1,3,4,6,7,9	1,3	
ROGUE	AWD	SUV	1,3,4,5,6 or 1,3,4,5,6,7,9	4,6	Curtain	1,3,4,6,7,9	Torso/ Pelvis	1,3			Yes	1,3,4,6,7,9		



Vehicle Safety Features

Model Year 2017

Model	Drive Train	Body Style	Seat Locations	Lower Anchor and Tether Anchor Locations	SAB Type - Head	Head SAB Seat Position(s)	SAB Type	SAB Seat Position(s)	Other SAB Type - If Applicable	SAB Seat Position(s)	Side Air Bag Out of Position (OOP) Tests	Head Restraints Locations	Dynamic Head Restraints Locations	Power Windows w/ Automatic Reversal (ARS)
NISSAN (continued)														
ROGUE	FWD	SUV	1,3,4,5,6 or 1,3,4,5,6,7,9	4,6	Curtain	1,3,4,6,7,9	Torso/Pelvis	1,3			Yes	1,3,4,6,7,9		
ROGUE HYBRID	AWD	SUV	1,3,4,5,6,7,9	4,6	Curtain	1,3,4,6	Torso/Pelvis	1,3			Yes	1,3,4,6		
ROGUE HYBRID	FWD	SUV	1,3,4,5,6,7,9	4,6	Curtain	1,3,4,6	Torso/Pelvis	1,3			Yes	1,3,4,6		
SENTRA	FWD	4 DR	1,3,4,5,6	4,6	Curtain	1,3,4,6	Torso/Pelvis	1,3			Yes	1,3,4,6		
TITAN CREW CAB	AWD	PU/CC	5 = 1,3,4,5,6; 6 = 1,2,3,4,5,6	4,6	Curtain	1,3,4,6	Torso/Pelvis	1,3			Yes	1,3,4,6		
TITAN CREW CAB	RWD	PU/CC	5 = 1,3,4,5,6; 6 = 1,2,3,4,5,6	4,6	Curtain	1,3,4,6	Torso/Pelvis	1,3			Yes	1,3,4,6		
TITAN SINGLE CAB	AWD	PU/RC	1,2,3		Curtain	1,3	Torso/Pelvis	1,3			Yes	1,3		
TITAN SINGLE CAB	RWD	PU/RC	1,2,3		Curtain	1,3	Torso/Pelvis	1,3			Yes	1,3		
TITAN XD CREW CAB	AWD	PU/CC	5 = 1,3,4,5,6; 6 = 1,2,3,4,5,6	4,6	Curtain	1,3,4,6	Torso/Pelvis	1,3			Yes	1,3,4,6		
TITAN XD CREW CAB	RWD	PU/CC	5 = 1,3,4,5,6; 6 = 1,2,3,4,5,6	4,6	Curtain	1,3,4,6	Torso/Pelvis	1,3			Yes	1,3,4,6		



Vehicle Safety Features

Model Year 2017

Model	Drive Train	Body Style	Seat Locations	Lower Anchor and Tether Anchor Locations	SAB Type - Head	Head SAB Seat Position(s)	SAB Type	SAB Seat Position(s)	Other SAB Type - If Applicable	SAB Seat Position(s)	Side Air Bag Out of Position (OOP) Tests	Head Restraints Locations	Dynamic Head Restraints Locations	Power Windows w/ Automatic Reversal (ARS)
NISSAN (continued)														
TITAN XD SINGLE CAB	AWD	PU/RC	1,2,3		Curtain	1,3	Torso/Pelvis	1,3			Yes	1,3		
TITAN XD SINGLE CAB	RWD	PU/RC	1,2,3		Curtain	1,3	Torso/Pelvis	1,3			Yes	1,3		
VERSA	FWD	4 DR	1,3,4,5,6	4,6	Curtain	1,3,4,6	Torso/Pelvis	1,3			Yes	1,3,4,6		
VERSA NOTE	FWD	5 HB	1,3,4,5,6	4,6	Curtain	1,3,4,6	Torso/Pelvis	1,3			Yes	1,3,4,6		
PORSCHE														
718 BOXSTER	RWD	C	1,3		Head Bag	1,3	Torso	1,3				1,3		1,3
718 BOXSTER S	RWD	C	1,3		Head Bag	1,3	Torso	1,3				1,3		1,3
718 CAYMAN	RWD	3 HB	1,3		Head Bag	1,3	Torso	1,3				1,3		1,3
718 CAYMAN S	RWD	3 HB	1,3		Head Bag	1,3	Torso	1,3				1,3		1,3
911 CARRERA	RWD	2 DR	1,3,4,6	4,6	Head Bag	1,3	Torso	1,3				1,3		1,3,R
911 CARRERA 4	AWD	2 DR	1,3,4,6	4,6	Head Bag	1,3	Torso	1,3				1,3		1,3,R



Vehicle Safety Features

Model Year 2017

Model	Drive Train	Body Style	Seat Locations	Lower Anchor and Tether Anchor Locations	SAB Type - Head	Head SAB Seat Position(s)	SAB Type	SAB Seat Position(s)	Other SAB Type - If Applicable	SAB Seat Position(s)	Side Air Bag Out of Position (OOP) Tests	Head Restraints Locations	Dynamic Head Restraints Locations	Power Windows w/ Automatic Reversal (ARS)
PORSCHE (continued)														
911 CARRERA 4 CABRIOLET	AWD	C	1,3,4,6		Head Bag	1,3	Torso	1,3				1,3		1,3
911 CARRERA 4S	AWD	2 DR	1,3,4,6	4,6	Head Bag	1,3	Torso	1,3				1,3		1,3,R
911 CARRERA 4S CABRIOLET	AWD	C	1,3,4,6		Head Bag	1,3	Torso	1,3				1,3		1,3
911 CARRERA CABRIOLET	RWD	C	1,3,4,6		Head Bag	1,3	Torso	1,3				1,3		1,3
911 CARRERA S	RWD	2 DR	1,3,4,6	4,6	Head Bag	1,3	Torso	1,3				1,3		1,3,R
911 CARRERA S CABRIOLET	RWD	C	1,3,4,6		Head Bag	1,3	Torso	1,3				1,3		1,3
911 TARGA 4	AWD	2 DR	1,3,4,6		Head Bag	1,3	Torso	1,3				1,3		1,3
911 TARGA 4S	AWD	2 DR	1,3,4,6		Head Bag	1,3	Torso	1,3				1,3		1,3
911 TURBO	AWD	2 DR	1,3,4,6	4,6	Head Bag	1,3	Torso	1,3				1,3		1,3,R
911 TURBO CABRIOLET	AWD	C	1,3,4,6		Head Bag	1,3	Torso	1,3				1,3		1,3



Vehicle Safety Features

Model Year 2017

Model	Drive Train	Body Style	Seat Locations	Lower Anchor and Tether Anchor Locations	SAB Type - Head	Head SAB Seat Position(s)	SAB Type	SAB Seat Position(s)	Other SAB Type - If Applicable	SAB Seat Position(s)	Side Air Bag Out of Position (OOP) Tests	Head Restraints Locations	Dynamic Head Restraints Locations	Power Windows w/ Automatic Reversal (ARS)
PORSCHE (continued)														
911 TURBO S	AWD	2 DR	1,3,4,6	4,6	Head Bag	1,3	Torso	1,3				1,3		1,3,R
911 TURBO S CABRIOLET	AWD	C	1,3,4,6		Head Bag	1,3	Torso	1,3				1,3		1,3
CAYENNE	AWD	SUV	1,3,4,5,6	4,6	Curtain	1,3,4,6	Torso	1,3,4,6				1,3,4,5,6		1,3,4,6,R
CAYENNE DIESEL	AWD	SUV	1,3,4,5,6	4,6	Curtain	1,3,4,6	Torso	1,3,4,6				1,3,4,5,6		1,3,4,6,R
CAYENNE DIESEL PLATINUM	AWD	SUV	1,3,4,5,6	4,6	Curtain	1,3,4,6	Torso	1,3,4,6				1,3,4,5,6		1,3,4,6,R
CAYENNE GTS	AWD	SUV	1,3,4,5,6	4,6	Curtain	1,3,4,6	Torso	1,3,4,6				1,3,4,5,6		1,3,4,6,R
CAYENNE PLATINUM	AWD	SUV	1,3,4,5,6	4,6	Curtain	1,3,4,6	Torso	1,3,4,6				1,3,4,5,6		1,3,4,6,R
CAYENNE S	AWD	SUV	1,3,4,5,6	4,6	Curtain	1,3,4,6	Torso	1,3,4,6				1,3,4,5,6		1,3,4,6,R
CAYENNE S E-HYBRID	AWD	SUV	1,3,4,5,6	4,6	Curtain	1,3,4,6	Torso	1,3,4,6				1,3,4,5,6		1,3,4,6,R
CAYENNE S E-HYBRID PLATINUM	AWD	SUV	1,3,4,5,6	4,6	Curtain	1,3,4,6	Torso	1,3,4,6				1,3,4,5,6		1,3,4,6,R



Vehicle Safety Features

Model Year 2017

Model	Drive Train	Body Style	Seat Locations	Lower Anchor and Tether Anchor Locations	SAB Type - Head	Head SAB Seat Position(s)	SAB Type	SAB Seat Position(s)	Other SAB Type - If Applicable	SAB Seat Position(s)	Side Air Bag Out of Position (OOP) Tests	Head Restraints Locations	Dynamic Head Restraints Locations	Power Windows w/ Automatic Reversal (ARS)
PORSCHE (continued)														
CAYENNE TURBO	AWD	SUV	1,3,4,5,6	4,6	Curtain	1,3,4,6	Torso	1,3,4,6				1,3,4,5,6		1,3,4,6,R
CAYENNE TURBO S	AWD	SUV	1,3,4,5,6	4,6	Curtain	1,3,4,6	Torso	1,3,4,6				1,3,4,5,6		1,3,4,6,R
MACAN	AWD	SUV	1,3,4,5,6	4,6	Curtain	1,3,4,6	Torso	1,3,4,6				1,3,4,5,6		1,3,4,6,R
MACAN GTS	AWD	SUV	1,3,4,5,6	4,6	Curtain	1,3,4,6	Torso	1,3,4,6				1,3,4,5,6		1,3,4,6,R
MACAN S	AWD	SUV	1,3,4,5,6	4,6	Curtain	1,3,4,6	Torso	1,3,4,6				1,3,4,5,6		1,3,4,6,R
MACAN TURBO	AWD	SUV	1,3,4,5,6	4,6	Curtain	1,3,4,6	Torso	1,3,4,6				1,3,4,5,6		1,3,4,6,R
PANAMERA	RWD	5 HB	1,3,4,6	4,6	Curtain	1,3,4,6	Torso	1,3,4,6				1,3,4,6		1,3,4,6,R
PANAMERA 4	AWD	5 HB	1,3,4,6	4,6	Curtain	1,3,4,6	Torso	1,3,4,6				1,3,4,6		1,3,4,6,R
PANAMERA 4 E-HYBRID	AWD	5 HB	1,3,4,6	4,6	Curtain	1,3,4,6	Torso	1,3,4,6				1,3,4,6		1,3,4,6,R
PANAMERA 4 E-HYBRID EXECUTIVE	AWD	5 HB	1,3,4,6	4,6	Curtain	1,3,4,6	Torso	1,3,4,6				1,3,4,6		1,3,4,6,R



Vehicle Safety Features

Model Year 2017

Model	Drive Train	Body Style	Seat Locations	Lower Anchor and Tether Anchor Locations	SAB Type - Head	Head SAB Seat Position(s)	SAB Type	SAB Seat Position(s)	Other SAB Type - If Applicable	SAB Seat Position(s)	Side Air Bag Out of Position (OOP) Tests	Head Restraints Locations	Dynamic Head Restraints Locations	Power Windows w/ Automatic Reversal (ARS)
PORSCHE (continued)														
PANAMERA 4 EXECUTIVE	AWD	5 HB	1,3,4,6	4,6	Curtain	1,3,4,6	Torso	1,3,4,6				1,3,4,6		1,3,4,6,R
PANAMERA 4S	AWD	5 HB	1,3,4,6	4,6	Curtain	1,3,4,6	Torso	1,3,4,6				1,3,4,6		1,3,4,6,R
PANAMERA 4S EXECUTIVE	AWD	5 HB	1,3,4,6	4,6	Curtain	1,3,4,6	Torso	1,3,4,6				1,3,4,6		1,3,4,6,R
PANAMERA TURBO	AWD	5 HB	1,3,4,6	4,6	Curtain	1,3,4,6	Torso	1,3,4,6				1,3,4,6		1,3,4,6,R
PANAMERA TURBO EXECUTIVE	AWD	5 HB	1,3,4,6	4,6	Curtain	1,3,4,6	Torso	1,3,4,6				1,3,4,6		1,3,4,6,R
RAM														
1500	2WD	PU/CC	1,2,3,4,5,6 or 1,3,4,5,6	4,6	Curtain	1,3,4,6	Pelvic/Torso	1,3			Yes	1,3,4,6		
1500	4WD	PU/CC	1,2,3,4,5,6 or 1,3,4,5,6	4,6	Curtain	1,3,4,6	Pelvic/Torso	1,3			Yes	1,3,4,6		
1500	2WD	PU/EC	1,2,3,4,5,6 or 1,3,4,5,6	4,(5),6	Curtain	1,3,4,6	Pelvic/Torso	1,3			Yes	1,3,4,6		
1500	4WD	PU/EC	1,2,3,4,5,6 or 1,3,4,5,6	4,(5),6	Curtain	1,3,4,6	Pelvic/Torso	1,3			Yes	1,3,4,6		
1500	2WD	PU/RC	1,3 or 1,2,3		Curtain	1,3	Pelvic/Torso	1,3			Yes	1,3		



Vehicle Safety Features

Model Year 2017

Model	Drive Train	Body Style	Seat Locations	Lower Anchor and Tether Anchor Locations	SAB Type - Head	Head SAB Seat Position(s)	SAB Type	SAB Seat Position(s)	Other SAB Type - If Applicable	SAB Seat Position(s)	Side Air Bag Out of Position (OOP) Tests	Head Restraints Locations	Dynamic Head Restraints Locations	Power Windows w/ Automatic Reversal (ARS)
RAM (continued)														
1500	4WD	PU/RC	1,3 or 1,2,3		Curtain	1,3	Pelvic/Torso	1,3			Yes	1,3		
2500	2WD	PU/CC	1,2,3,4,5,6 or 1,3,4,5,6	4,6	Curtain	1,3,4,6	Pelvic/Torso	1,3			Yes	1,3,4,6		
2500	4WD	PU/CC	1,2,3,4,5,6 or 1,3,4,5,6	4,6	Curtain	1,3,4,6	Pelvic/Torso	1,3			Yes	1,3,4,6		1,3
2500	2WD	PU/EC	1,2,3,4,5,6 or 1,3,4,5,6	4,(5),6	Curtain	1,3,4,6	Pelvic/Torso	1,3			Yes	1,3,4,6		
2500	4WD	PU/EC	1,2,3,4,5,6 or 1,3,4,5,6	4,(5),6	Curtain	1,3,4,6	Pelvic/Torso	1,3			Yes	1,3,4,6		
2500	2WD	PU/RC	1,3 or 1,2,3		Curtain	1,3	Pelvic/Torso	1,3			Yes	1,3		
2500	4WD	PU/RC	1,3 or 1,2,3		Curtain	1,3	Pelvic/Torso	1,3			Yes	1,3		
PROMASTER CITY	2WD	VAN	1,3 or 1,3,4,5,6	4,6	Curtain	1,3,4,6	Torso/Pelvis	1,3			No	1,3,4,5,6		
ROLLS-ROYCE														
DAWN	RWD	2 DR	1,3,4,6	4,6	Head/Torso	1,3					Yes	1,3,4,6		1,3,R
GHOST	RWD	4 DR	1,3,4,5,6	4,6	Curtain	1,3,4,6	Torso	1,3			No	1,3,4,6		1,3,4,6,R



Vehicle Safety Features

Model Year 2017

Model	Drive Train	Body Style	Seat Locations	Lower Anchor and Tether Anchor Locations	SAB Type - Head	Head SAB Seat Position(s)	SAB Type	SAB Seat Position(s)	Other SAB Type - If Applicable	SAB Seat Position(s)	Side Air Bag Out of Position (OOP) Tests	Head Restraints Locations	Dynamic Head Restraints Locations	Power Windows w/ Automatic Reversal (ARS)
ROLLS-ROYCE (continued)														
GHOST EWB	RWD	4 DR	1,3,4,5,6	4,6	Curtain	1,3,4,6	Torso	1,3			No	1,3,4,6		1,3,4,6,R
PHANTOM	RWD	2 DR	1,3,4,6	4,6	Head/Torso	1,3	Head Bag	4,6			Yes	1,3,4,6		1,3,4,6,R
PHANTOM	RWD	4 DR	1,3,4,5,6	4,6	Tube	1,3,4,6	Torso	1,3			Yes	1,3,4,6		1,3,4,6,R
PHANTOM	RWD	C	1,3,4,6	4,6	Head/Torso	1,3					Yes	1,3,4,6		1,3,4,6,R
PHANTOM EWB	RWD	4 DR	1,3,4,5,6	4,6	Tube	1,3,4,6	Torso	1,3			Yes	1,3,4,6		1,3,4,6,R
WRAITH	RWD	2 DR	1,3,4,6	4,6	Curtain	1,3,4,6	Torso	1,3			Yes	1,3,4,6		1,3,4,6,R
SMART														
CABRIO	RWD	C	1,3		Head	1,3	Torso/Pelvis	1,3			Yes	1,3		
ELECTRIC CABRIO	RWD	C	1,3		Curtain	1,3	Torso/Pelvis	1,3			TBD	1,3		
ELECTRIC FORTWO	RWD	2 DR	1,3		Curtain	1,3	Torso/Pelvis	1,3			TBD	1,3		
FORTWO	RWD	2 DR	1,3		Curtain	1,3	Torso/Pelvis	1,3			Yes	1,3		



Vehicle Safety Features

Model Year 2017

Model	Drive Train	Body Style	Seat Locations	Lower Anchor and Tether Anchor Locations	SAB Type - Head	Head SAB Seat Position(s)	SAB Type	SAB Seat Position(s)	Other SAB Type - If Applicable	SAB Seat Position(s)	Side Air Bag Out of Position (OOP) Tests	Head Restraints Locations	Dynamic Head Restraints Locations	Power Windows w/ Automatic Reversal (ARS)
SUBARU														
BRZ	RWD	2 DR	1,3,4,6	4,6	Curtain	1,3,4,6	Torso/Pelvis	1,3			Yes	1,3		1,3
CROSSTREK	AWD	SW	1,3,4,5,6	4,6	Curtain	1,3,4,6	Torso/Pelvis	1,3			No	1,3,4,5,6		
FORESTER	AWD	SUV	1,3,4,5,6	4,6	Curtain	1,3,4,6	Torso/Pelvis	1,3			No	1,3,4,5,6		
IMPREZA	AWD	4 DR	1,3,4,5,6	4,6	Curtain	1,3,4,6	Torso/Pelvis	1,3			TBD	1,3,4,5,6		
IMPREZA	AWD	SW	1,3,4,5,6	4,6	Curtain	1,3,4,6	Torso/Pelvis	1,3			TBD	1,3,4,5,6		
LEGACY	AWD	4 DR	1,3,4,5,6	4,6	Curtain	1,3,4,6	Torso/Pelvis	1,3			YES	1,3,4,5,6		
OUTBACK	AWD	SW	1,3,4,5,6	4,6	Curtain	1,3,4,6	Torso/Pelvis	1,3			YES	1,3,4,5,6		
WRX	AWD	4 DR	1,3,4,5,6	4,6	Curtain	1,3,4,6	Torso/Pelvis	1,3			Yes	1,3,4,5,6		
TESLA														
MODEL S 60	RWD	5 HB	1,3,4,5,6	4,6	Curtain	1,3,4,6	Torso/Pelvis	1,3			Yes	1,3,4,6		1,3,4,6,R
MODEL S 60D	AWD	5 HB	1,3,4,5,6	4,6	Curtain	1,3,4,6	Torso/Pelvis	1,3			Yes	1,3,4,6		1,3,4,6,R



Vehicle Safety Features

Model Year 2017

Model	Drive Train	Body Style	Seat Locations	Lower Anchor and Tether Anchor Locations	SAB Type - Head	Head SAB Seat Position(s)	SAB Type	SAB Seat Position(s)	Other SAB Type - If Applicable	SAB Seat Position(s)	Side Air Bag Out of Position (OOP) Tests	Head Restraints Locations	Dynamic Head Restraints Locations	Power Windows w/ Automatic Reversal (ARS)
TESLA (continued)														
MODEL S 75	RWD	5 HB	1,3,4,5,6	4,6	Curtain	1,3,4,6	Torso/Pelvis	1,3			Yes	1,3,4,6		1,3,4,6,R
MODEL S 75D	AWD	5 HB	1,3,4,5,6	4,6	Curtain	1,3,4,6	Torso/Pelvis	1,3			Yes	1,3,4,6		1,3,4,6,R
MODEL S 90D	AWD	5 HB	1,3,4,5,6	4,6	Curtain	1,3,4,6	Torso/Pelvis	1,3			Yes	1,3,4,6		1,3,4,6,R
MODEL S P100D	AWD	5 HB	1,3,4,5,6	4,6	Curtain	1,3,4,6	Torso/Pelvis	1,3			Yes	1,3,4,6		1,3,4,6,R
MODEL S P90D	AWD	5 HB	1,3,4,5,6	4,6	Curtain	1,3,4,6	Torso/Pelvis	1,3			Yes	1,3,4,6		1,3,4,6,R
MODEL X 60D	AWD	SUV	1,3,4,5,6 or 1,3,4,6,7,9 or 1,3,4,5,6,7,9	4,6,7,9	Curtain	1,3,4,6	Torso/Pelvis	1,3,4,6			Yes	1,3,4,5,6,7,8,9		1,3,4,6,7,9
MODEL X 75D	AWD	SUV	1,3,4,5,6 or 1,3,4,6,7,9 or 1,3,4,5,6,7,9	4,6,7,9	Curtain	1,3,4,6	Torso/Pelvis	1,3,4,6			Yes	1,3,4,5,6,7,8,9		1,3,4,6,7,9
MODEL X 90D	AWD	SUV	1,3,4,5,6 or 1,3,4,6,7,9 or 1,3,4,5,6,7,9	4,6,7,9	Curtain	1,3,4,6	Torso/Pelvis	1,3,4,6			Yes	1,3,4,5,6,7,8,9		1,3,4,6,7,9
MODEL X P100D	AWD	SUV	1,3,4,5,6 or 1,3,4,6,7,9 or 1,3,4,5,6,7,9	4,6,7,9	Curtain	1,3,4,6	Torso/Pelvis	1,3,4,6			Yes	1,3,4,5,6,7,8,9		1,3,4,6,7,9
MODEL X P90D	AWD	SUV	1,3,4,5,6 or 1,3,4,6,7,9 or 1,3,4,5,6,7,9	4,6,7,9	Curtain	1,3,4,6	Torso/Pelvis	1,3,4,6			Yes	1,3,4,5,6,7,8,9		1,3,4,6,7,9



Vehicle Safety Features

Model Year 2017

Model	Drive Train	Body Style	Seat Locations	Lower Anchor and Tether Anchor Locations	SAB Type - Head	Head SAB Seat Position(s)	SAB Type	SAB Seat Position(s)	Other SAB Type - If Applicable	SAB Seat Position(s)	Side Air Bag Out of Position (OOP) Tests	Head Restraints Locations	Dynamic Head Restraints Locations	Power Windows w/ Automatic Reversal (ARS)
TOYOTA														
86	RWD	2 DR	1,3,5,6	4,6	Curtain	1,3,4,6	Torso/Pelvis	1,3			Yes	1,3		1,3
4RUNNER	2WD	SUV	1,3,4,5,6 or 1,3,4,5,6,7,9	4,6	Curtain	1,3,4,6,7,9	Torso/Pelvis	1,3			Yes	1,3,4,5,6,7,9	1,3	1,3,4,6,R
4RUNNER	AWD	SUV	1,3,4,5,6 or 1,3,4,5,6,7,9	4,6	Curtain	1,3,4,6,7,9	Torso/Pelvis	1,3			Yes	1,3,4,5,6,7,9	1,3	1,3,4,6,R
AVALON	FWD	4 DR	1,3,4,5,6	4,6	Curtain	1,3,4,6	Torso/Pelvis	1,3,4,6			Yes	1,3,4,5,6		1,3,4,6,R
AVALON HYBRID	FWD	4 DR	1,3,4,5,6	4,6	Curtain	1,3,4,6	Torso/Pelvis	1,3,4,6			Yes	1,3,4,5,6		1,3,4,6,R
CAMRY	FWD	4 DR	1,3,4,5,6	4,6	Curtain	1,3,4,6	Torso/Pelvis	1,3,4,6			Yes	1,3,4,5,6		1,3,R
CAMRY HYBRID	FWD	4 DR	1,3,4,5,6	4,6	Curtain	1,3,4,6	Torso/Pelvis	1,3,4,6			Yes	1,3,4,5,6		1,3,R
COROLLA	FWD	4 DR	1,3,4,5,6	4,6	Curtain	1,3,4,6	Torso/Pelvis	1,3			Yes	1,3,4,5,6		1,R
HIGHLANDER	AWD	SUV	1,3,4,6,7,8,9 or 1,3,4,5,6,7,8,9	4,6	Curtain	1,3,4,6,7,9	Torso/Pelvis	1,3			Yes	1,3,4,5,6,7,8,9		1,3,4,6,R
HIGHLANDER	FWD	SUV	1,3,4,6,7,8,9 or 1,3,4,5,6,7,8,9	4,6	Curtain	1,3,4,6,7,9	Torso/Pelvis	1,3			Yes	1,3,4,5,6,7,8,9		1,3,4,6,R



Vehicle Safety Features

Model Year 2017

Model	Drive Train	Body Style	Seat Locations	Lower Anchor and Tether Anchor Locations	SAB Type - Head	Head SAB Seat Position(s)	SAB Type	SAB Seat Position(s)	Other SAB Type - If Applicable	SAB Seat Position(s)	Side Air Bag Out of Position (OOP) Tests	Head Restraints Locations	Dynamic Head Restraints Locations	Power Windows w/ Automatic Reversal (ARS)
TOYOTA (continued)														
HIGHLANDER HYBRID	AWD	SUV	1,3,4,6,7,8,9 or 1,3,4,5,6,7,8,9	4,6	Curtain	1,3,4,6,7,9	Torso/Pelvis	1,3			Yes	1,3,4,5,6,7,8,9		1,3,4,6,R
LAND CRUISER	AWD	SUV	1,3,4,5,6,7,8,9	4,6	Curtain	1,3,4,6,7,9	Torso	1,3,4,6			Yes	1,3,4,5,6,7,8,9	1,3	1,3,4,6,R
MIRAI	FWD	4 DR	1,3,4,6	4,6	Curtain	1,3,4,6	Torso/Pelvis	1,3			Yes	1,3,4,6		1,3,4,6
PRIUS	FWD	5 HB	1,3,4,5,6	4,6	Curtain	1,3,4,6	Torso	1,3			Yes	1,3,4,5,6		1,3,4,6,R
PRIUS C	FWD	5 HB	1,3,4,5,6	4,6	Curtain	1,3,4,6	Torso/Pelvis	1,3			Yes	1,3,4,5,6		1,R
PRIUS PRIME	FWD	5 HB	1,3,4,6	4,6	Curtain	1,3,4,6	Torso/Pelvis	1,3			Yes	1,3,4,5,6		1,3,4,6
PRIUS V	FWD	SW	1,3,4,5,6	4,6	Curtain	1,3,4,6	Torso/Pelvis	1,3			Yes	1,3,4,5,6		1,3,4,6,R
RAV4	AWD	SUV	1,3,4,5,6	4,6	Curtain	1,3,4,6	Torso/Pelvis	1,3			Yes	1,3,4,5,6		1,R
RAV4	FWD	SUV	1,3,4,5,6	4,6	Curtain	1,3,4,6	Torso/Pelvis	1,3			Yes	1,3,4,5,6		1,R
RAV4 HYBRID	AWD	SUV	1,3,4,5,6	4,6	Curtain	1,3,4,6	Torso/Pelvis	1,3			Yes	1,3,4,5,6		1,R



Vehicle Safety Features

Model Year 2017

Model	Drive Train	Body Style	Seat Locations	Lower Anchor and Tether Anchor Locations	SAB Type - Head	Head SAB Seat Position(s)	SAB Type	SAB Seat Position(s)	Other SAB Type - If Applicable	SAB Seat Position(s)	Side Air Bag Out of Position (OOP) Tests	Head Restraints Locations	Dynamic Head Restraints Locations	Power Windows w/ Automatic Reversal (ARS)
TOYOTA (continued)														
SCION IM	FWD	5 HB	1,3,4,5,6	4,6	Curtain	1,3,4,6	Torso/Pelvis	1,3			Yes	1,3,4,5,6		1,R
SEQUOIA	2WD	SUV	1,3,4,6,7,8,9 or 1,3,4,5,6,7,8,9	4,5,6	Curtain	1,3,4,6,7,9	Torso/Pelvis	1,3			Yes	1,3,4,5,6,7,8,9		1,3,R
SEQUOIA	4WD	SUV	1,3,4,6,7,8,9 or 1,3,4,5,6,7,8,9	4,5,6	Curtain	1,3,4,6,7,9	Torso/Pelvis	1,3			Yes	1,3,4,5,6,7,8,9		1,3,R
SIENNA	AWD	VAN	1,3,4,6,7,8,9 or 1,3,4,5,6,7,8,9	4,6,7,9	Curtain	1,3,4,6,7,9	Torso/Pelvis	1,3			Yes	1,3,4,5,6,7,8,9	1,3	1,3,4,6,R
SIENNA	FWD	VAN	1,3,4,6,7,8,9 or 1,3,4,5,6,7,8,9	4,6,7,9	Curtain	1,3,4,6,7,9	Torso/Pelvis	1,3			Yes	1,3,4,5,6,7,8,9	1,3	1,3,4,6,R
TACOMA	2WD	PU/CC	1,3,4,5,6	4,6	Curtain	1,3,4,6	Torso/Pelvis	1,3			Yes	1,3,4,5,6	1,3	1,3,R
TACOMA	4WD	PU/CC	1,3,4,5,6	4,6	Curtain	1,3,4,6	Torso/Pelvis	1,3			Yes	1,3,4,5,6	1,3	1,3,R
TACOMA	2WD	PU/EC	1,3 or 1,3,4,6	4,6	Curtain	1,3,4,6	Torso/Pelvis	1,3			Yes	1,3,4,6	1,3	1,3
TACOMA	4WD	PU/EC	1,3 or 1,3,4,6	4,6	Curtain	1,3,4,6	Torso/Pelvis	1,3			Yes	1,3,4,6	1,3	1,3
TUNDRA	2WD	PU/CC	1,3,4,5,6 or 1,2,3,4,5,6	4,6	Curtain	1,3,4,6	Torso/Pelvis	1,3			Yes	1,3,4,5,6		1,3,R



Vehicle Safety Features

Model Year 2017

Model	Drive Train	Body Style	Seat Locations	Lower Anchor and Tether Anchor Locations	SAB Type - Head	Head SAB Seat Position(s)	SAB Type	SAB Seat Position(s)	Other SAB Type - If Applicable	SAB Seat Position(s)	Side Air Bag Out of Position (OOP) Tests	Head Restraints Locations	Dynamic Head Restraints Locations	Power Windows w/ Automatic Reversal (ARS)
TOYOTA (continued)														
TUNDRA	4WD	PU/CC	1,3,4,5,6 or 1,2,3,4,5,6	4,6	Curtain	1,3,4,6	Torso/Pelvis	1,3			Yes	1,3,4,5,6		1,3,R
TUNDRA	2WD	PU/EC	1,3,4,5,6 or 1,2,3,4,5,6	4,6	Curtain	1,3,4,6	Torso/Pelvis	1,3			Yes	1,3,4,5,6		1,3
TUNDRA	4WD	PU/EC	1,3,4,5,6 or 1,2,3,4,5,6	4,6	Curtain	1,3,4,6	Torso/Pelvis	1,3			Yes	1,3,4,5,6		1,3
TUNDRA	2WD	PU/RC	1,2,3		Curtain	1,3	Torso/Pelvis	1,3			Yes	1,2,3		
TUNDRA	4WD	PU/RC	1,2,3		Curtain	1,3	Torso/Pelvis	1,3			Yes	1,2,3		
YARIS	FWD	3 HB	1,3,4,5,6	4,6	Curtain	1,3,4,6	Torso/Pelvis	1,3			Yes	1,3,4,5,6		
YARIS	FWD	5 HB	1,3,4,5,6	4,6	Curtain	1,3,4,6	Torso/Pelvis	1,3			Yes	1,3,4,5,6		
YARIS IA	FWD	4 DR	1,3,4,5,6	4,6	Curtain	1,3,4,6	Torso/Pelvis	1,3			Yes	1,3,4,5,6		1
VOLKSWAGEN														
ALLTRACK	AWD	SW	1,3,4,5,6	4,6	Curtain	1,3,4,6	Torso/Pelvis	1,3			Yes	1,3,4,5,6		1,3,4,6,R
BETLE	FWD	2 DR	1,3,4,6	4,6	Head/Torso	1,3					No	1,3,4,6		1,3,R



Vehicle Safety Features

Model Year 2017

Model	Drive Train	Body Style	Seat Locations	Lower Anchor and Tether Anchor Locations	SAB Type - Head	Head SAB Seat Position(s)	SAB Type	SAB Seat Position(s)	Other SAB Type - If Applicable	SAB Seat Position(s)	Side Air Bag Out of Position (OOP) Tests	Head Restraints Locations	Dynamic Head Restraints Locations	Power Windows w/ Automatic Reversal (ARS)
VOLKSWAGEN (continued)														
BEETLE	FWD	C	1,3,4,6	4,6	Head/Torso	1,3					Yes	1,3,4,6		1,3,4,6,R
CC	AWD	4 DR	1,3,4,5,6	4,6	Curtain	1,3,4,6	Torso/Pelvis	1,3			Yes	1,3,4,5,6		1,3,R
CC	FWD	4 DR	1,3,4,5,6	4,6	Curtain	1,3,4,6	Torso/Pelvis	1,3			Yes	1,3,4,5,6		1,3,R
eGOLF	FWD	4 DR	1,3,4,5,6	4,6	Curtain	1,3,4,6	Torso/Pelvis	1,3			Yes	1,3,4,5,6		1,3,4,6,R
GOLF	FWD	4 DR	1,3,4,5,6	4,6	Curtain	1,3,4,6	Torso/Pelvis	1,3			Yes	1,3,4,5,6		1,3,4,6,R
GOLF GTI	FWD	2 DR	1,3,4,5,6	4,6	Curtain	1,3,4,6	Torso/Pelvis	1,3			Yes	1,3,4,5,6		1,3,4,6,R
GOLF GTI	FWD	4 DR	1,3,4,5,6	4,6	Curtain	1,3,4,6	Torso/Pelvis	1,3			Yes	1,3,4,5,6		1,3,4,6,R
GOLF R	AWD	4 DR	1,3,4,5,6	4,6	Curtain	1,3,4,6	Torso/Pelvis	1,3			Yes	1,3,4,5,6		1,3,4,6,R
GOLF SPORTWAGEN	AWD	SW	1,3,4,5,6	4,6	Curtain	1,3,4,6	Torso/Pelvis	1,3			Yes	1,3,4,5,6		1,3,4,6,R
GOLF SPORTWAGEN	FWD	SW	1,3,4,5,6	4,6	Curtain	1,3,4,6	Torso/Pelvis	1,3			Yes	1,3,4,5,6		1,3,4,6,R



Vehicle Safety Features

Model Year 2017

Model	Drive Train	Body Style	Seat Locations	Lower Anchor and Tether Anchor Locations	SAB Type - Head	Head SAB Seat Position(s)	SAB Type	SAB Seat Position(s)	Other SAB Type - If Applicable	SAB Seat Position(s)	Side Air Bag Out of Position (OOP) Tests	Head Restraints Locations	Dynamic Head Restraints Locations	Power Windows w/ Automatic Reversal (ARS)
VOLKSWAGEN (continued)														
JETTA	FWD	4 DR	1,3,4,5,6	4,6	Curtain	1,3,4,6	Torso/Pelvis	1,3			Yes	1,3,4,5,6		1,3,4,6,R
JETTA GLI	FWD	4 DR	1,3,4,5,6	4,6	Curtain	1,3,4,6	Torso/Pelvis	1,3			Yes	1,3,4,5,6		1,3,4,6,R
PASSAT	FWD	4 DR	1,3,4,5,6	4,6	Curtain	1,3,4,6	Torso/Pelvis	1,3			Yes	1,3,4,5,6		1,3,4,6,R
TIGUAN	AWD	SUV	1,3,4,5,6	4,6	Curtain	1,3,4,6	Torso/Pelvis	1,3			Yes	1,3,4,5,6		1,3,4,6,R
TIGUAN	FWD	SUV	1,3,4,5,6	4,6	Curtain	1,3,4,6	Torso/Pelvis	1,3			Yes	1,3,4,5,6		1,3,4,6,R
TOUAREG	AWD	SUV	1,3,4,5,6	4,6	Curtain	1,3,4,6	Torso/Pelvis	1,3			Yes	1,3,4,5,6		1,3,4,6,R
VOLVO														
S60	AWD	4 DR	1,3,4,5,6	4,6	Curtain	1,3,4,6	Torso/Pelvis	1,3			Yes	1,3,4,5,6		1,3,4,6,R
S60	FWD	4 DR	1,3,4,5,6	4,6	Curtain	1,3,4,6	Torso/Pelvis	1,3			Yes	1,3,4,5,6		1,3,4,6,R
S60CC	AWD	4 DR	1,3,4,5,6	4,6	Curtain	1,3,4,6	Torso/Pelvis	1,3			Yes	1,3,4,5,6		1,3,4,6,R
S60I	AWD	4 DR	1,3,4,5,6	4,6	Curtain	1,3,4,6	Torso/Pelvis	1,3			Yes	1,3,4,5,6		1,3,4,6,R



Vehicle Safety Features

Model Year 2017

Model	Drive Train	Body Style	Seat Locations	Lower Anchor and Tether Anchor Locations	SAB Type - Head	Head SAB Seat Position(s)	SAB Type	SAB Seat Position(s)	Other SAB Type - If Applicable	SAB Seat Position(s)	Side Air Bag Out of Position (OOP) Tests	Head Restraints Locations	Dynamic Head Restraints Locations	Power Windows w/ Automatic Reversal (ARS)
VOLVO														
S60I	FWD	4 DR	1,3,4,5,6	4,6	Curtain	1,3,4,6	Torso/Pelvis	1,3			Yes	1,3,4,5,6		1,3,4,6,R
S90 T5	FWD	SUV	1,3,4,5,6	4,6	Curtain	1,3,4,6	Torso/Pelvis	1,3			Yes	1,3,4,5,6		1,3,4,6,R
S90 T6	AWD	SUV	1,3,4,5,6	4,6	Curtain	1,3,4,6	Torso/Pelvis	1,3			Yes	1,3,4,5,6		1,3,4,6,R
V60	AWD	SW	1,3,4,5,6	4,6	Curtain	1,3,4,6	Torso/Pelvis	1,3			Yes	1,3,4,5,6		1,3,4,6,R
V60	FWD	SW	1,3,4,5,6	4,6	Curtain	1,3,4,6	Torso/Pelvis	1,3			Yes	1,3,4,5,6		1,3,4,6,R
V60 CC	AWD	SW	1,3,4,5,6	4,6	Curtain	1,3,4,6	Torso/Pelvis	1,3			Yes	1,3,4,5,6		1,3,4,6,R
V90 CC	AWD	SW	1,3,4,5,6	4,6	Curtain	1,3,4,6	Torso/Pelvis	1,3			Yes	1,3,4,5,6		1,3,4,6,R
XC60	AWD	SW	1,3,4,5,6	4,6	Curtain	1,3,4,6	Torso/Pelvis	1,3			Yes	1,3,4,5,6		1,3,4,6,R
XC60	FWD	SW	1,3,4,5,6	4,6	Curtain	1,3,4,6	Torso/Pelvis	1,3			Yes	1,3,4,5,6		1,3,4,6,R
XC90 T5	AWD	SW	1,3,4,5,6 (7,8)	4,6	Curtain	1,3,4,6,7,8	Torso/Pelvis	1,3			Yes	1,3,4,5,6,7,8		1,3,4,6,R



Vehicle Safety Features

Model Year 2017

Model	Drive Train	Body Style	Seat Locations	Lower Anchor and Tether Anchor Locations	SAB Type - Head	Head SAB Seat Position(s)	SAB Type	SAB Seat Position(s)	Other SAB Type - If Applicable	SAB Seat Position(s)	Side Air Bag Out of Position (OOP) Tests	Head Restraints Locations	Dynamic Head Restraints Locations	Power Windows w/ Automatic Reversal (ARS)
VOLVO (continued)														
XC90 T5	FWD	SW	1,3,4,5,6 (7,8)	4,6	Curtain	1,3,4,6,7,8	Torso/Pelvis	1,3			Yes	1,3,4,5,6,7,8		1,3,4,6,R
XC90 T6	AWD	SW	1,3,4,5,6 (7,8)	4,6	Curtain	1,3,4,6,7,8	Torso/Pelvis	1,3			Yes	1,3,4,5,6,7,9		1,3,4,6,R
XC90 T6	FWD	SW	1,3,4,5,6 (7,8)	4,6	Curtain	1,3,4,6,7,8	Torso/Pelvis	1,3			Yes	1,3,4,5,6,7,9		1,3,4,6,R
XC90 T8	AWD	SW	1,3,4,5,6 (7,8)	4,6	Curtain	1,3,4,6,7,8	Torso/Pelvis	1,3			Yes	1,3,4,5,6,7,8		1,3,4,6,R

Vehicle Safety Features

Model Year 2017

SEATING POSITIONS AND LOCATIONS

1=driver	7=3rd Row left
2=middle of front seat	8=3rd Row middle
3=1st Row right	9=3rd Row right
4=2nd Row left	10=4th Row left
5=2nd Row middle	11=4th Row middle
6=2nd Row right	12=4th Row right
()=available in certain seating configurations	

SAFETY KEY

SUV=sport utility vehicle	4 DR=4-door
SW=station wagon	CC=crew cab
C=convertible	EC=extended cab
HB=hatchback	RC=regular cab
PU=pickup	R=roof
4WD=four-wheel drive	B=back window
FWD=front-wheel drive	P=partitions
RWD=rear-wheel drive	S=standard
AWD=all-wheel drive	O=optional
2 DR=2-door	N/A=not available



U.S. Department of Transportation
**National Highway Traffic Safety
Administration**







U.S. Department of Transportation
**National Highway Traffic Safety
Administration**



DOT Vehicle Safety Hotline

888-327-4236

TDD 800-424-9153

NHTSA

1200 New Jersey Avenue SE.
Washington, DC 20590